

PRICE LIST 2024



MCZ

CONTENTS

4 TECHNOLOGIES

17 PELLET STOVES_Air/Comfort Air Maestro

65 PELLET STOVES_Air/Comfort Air Easy

81 PELLET STOVES_Hydro Maestro

95 PELLET STOVES_Hydro Easy

101 PELLET_Fireplaces and inserts

113 WOOD_Fireplaces and inserts

129 PELLET_Accessories

137 WOOD_Accessories

TECHNOLOGIES



EXCLUDABLE VENTILATION

The No air function in ventilated stoves allows you to totally exclude or limit to a minimum the forced ventilation of the stove thus ensuring maximum silence and all the pleasure of heat diffused in the room by natural convection.



IGNITION IN 3 MINUTES

Product equipped with ceramic spark plug ensuring ignition times reduced by 40%.



WEEKLY ASH EMPTYING

The high capacity of the ash drawer allows the stove to be used for a week without emptying (average power consumption, 8 hours/day operation).



STRUCTURE COMPLETELY SEALED

Products built with Oyster technology do not consume oxygen by taking all the air from the environment outside so therefore can be placed inside every home properly insulated and within passive houses.



COAXIAL SMOKE DUCT

Coaxial smoke duct to evacuate the smoke and also to draw in the combustion air.



BRUSHLESS

Thanks to advanced technology, the new brushless gear motor guarantees high sound comfort (almost no noise) and substantial energy savings (consumption 90% lower compared to traditional motors). Used in the pellet loading system of all stoves.



DUAL CONNECTIVITY

For Maestro+ products, it is possible to control the stove from a smartphone over a home Internet network (Wi-Fi router) or through a Bluetooth connection (BLE Bluetooth Low Energy). Specifically, the connection via smartphone/stove remote control is controlled via BLE without using the home internet connection.



KIT WI-FI EASY CONNECT

For remote connection via the app. To be installed on the back of the stove, self-powered. Compatible with a 2.4 GHz frequency Wi-Fi router.



1 / Automatic self-cleaning brazier with comb mechanism for a more effective cleaning

2 / Dedicated brushless engine

3 / Utmost combustion efficiency thanks to the electronics that defines the mechanical cleaning in regular cycles or in case of blockages

4 / Availability both on water and high power air versions (14 kW)

5 / Ash pan allowing the emptying on a weekly basis or beyond

MANY SOLUTIONS TO TAKE ADVANTAGE OF ALL THE SPACE AVAILABLE IN YOUR HOME



CONFINED SPACES

Thanks to a very limited depth, these products are particularly suitable in small rooms or hallways.



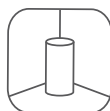
USE OF OLD FIREBOXES

These products are designed to be able to use old fireboxes that do not work and/or do not heat, thanks to a limited height (stoves) and the possibility of being incorporated (chimneys).



USE OF EXISTING FLUES

Thanks to the presence of an upper flue outlet, these stoves can take advantage of the existing flues, thereby optimising the living space and reducing installation costs.



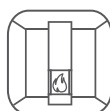
CORNER SOLUTIONS

Stoves designed to take advantage of the corners in a home, which are generally used very little.



WALL-MOUNTED INSTALLATIONS

This is the classic solution: installed in front of a wall (stove) or inserted into the wall (chimney), these products blend in perfectly with the architecture of the room.



SEPARATION OF ROOM

Products that have two or three exposed sides, which allow for a view of the fire from separate rooms, thereby optimising the living space.

COMBUSTION CONTROL SYSTEMS

maestro+

MAESTRO+, THE MOST ADVANCED USER EXPERIENCE

1 / DUAL CONNECTION (WI-FI AND BLUETOOTH) INCLUDED.

Everything you need to use the stove from your smartphone is already included, either at home or remotely Maestro+, without additional kits.

2 / PERFECT FLAME

The combustion with Maestro is optimal, it generates less ash and leaves the glass clean. This results in lower consumptions, lower emissions and much less frequent cleanings.

3 / MORE USER OPTIONS

Maestro stoves adapt to your style of use. When not at home you can use your smartphone (with stove connected via home Wi-Fi router), at home you can control the stove via the concealed control panel, smartphone (via Bluetooth) or remote control (optional).

4 / AUTOMATIC REMOTE FIRMWARE UPDATE

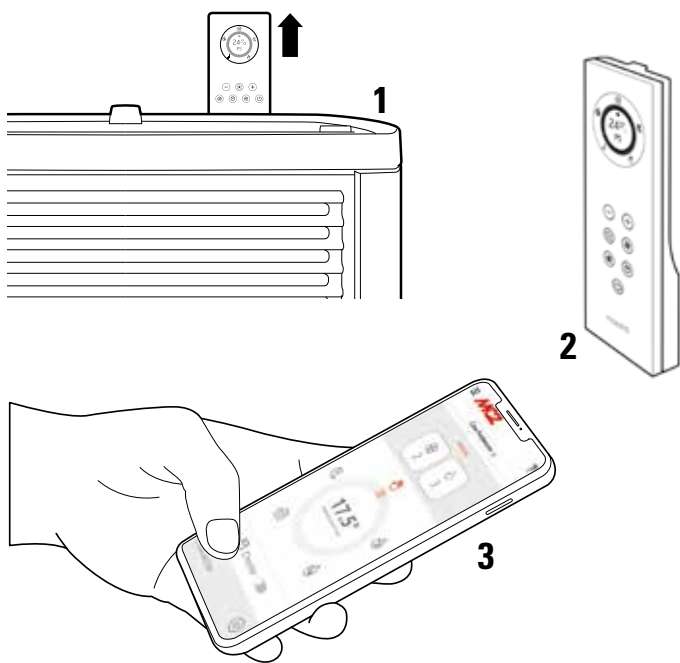
(for WI-FI connected stoves).

5 / REMOTE DIAGNOSTICS AND ASSISTANCE

(except operations that require a technician to be physically present).



MAESTRO+, THE MOST ADVANCED USER EXPERIENCE



1 / DIGITAL PANEL

If you are used to a more traditional style of use, all the features of the Maestro App are also available in a new control panel (standard) that integrates the ordinary and extraordinary features (emergency panel).

2 / FREESTANDING REMOTE CONTROL

Remote control with ambient thermostat for room temperature control, always visible thanks to the e-ink display (optional).

3 / APP

For remote stove control at home and away from home, today even easier to use.

easy connect

WI-FI CONNECTIVITY FOR REMOTE CONTROL WITH "EASY CONNECT" DEDICATED APP

Exclusively for **EASY LINE products**, our range of the most user-friendly products.

TECHNOLOGIES

core



core

Core is the new firebox with patented technology that has shaken up the pellet combustion world: a wide natural flame similar to wood-fired products, one of the category's lowest emission levels, and pleasing to the eye either on or off. The CORE technology is protected by 3 patents. Designed by the very flame, the firebox no longer has all the technical parts exposed. The combustion of the gases produced by pellets is harnessed to slow down the flame and provide a unique view of the fire.

Clean glazing for long periods of time thanks to the extremely low level of emissions

Firebox with AISI 304 stainless steel core and cast iron shell

Gasification and post-combustion in several points of the combustion chamber

With its self-cleaning brazier, no brazier cleaning is required



SILENCE IS A LUXURY, TREAT YOURSELF



The Comfort and Overnight modes make operation even quieter.



Thanks to its very low smoke extraction speed, ventilation is almost imperceptible.



Available for the models:
Mako, Ego Air e Comfort Air Matic, Musa/Club/Suite Air Matic, Comfort Air Matic 12 e Comfort Air Matic 14 kW

MAKO

ONE OF THE CATEGORY'S LOWEST EMISSION LEVELS

Performance is entirely met at all operating power levels.

Core's emission levels fall widely within the strictest European limits.



TECHNOLOGIES

COMBUSTION CONTROL SYSTEMS



DUCTED AIR



DIFFUSER POSITIONABLE UP TO 8 METRES, FREELY

Comfort Air® can effectively carry the warm air (80°C) into other rooms up to a maximum distance of 8 meters. Unlike traditional systems in which the jets must be positioned at the top, Comfort Air® allows the jets to be freely positioned.



EASE OF INSTALLATION AND MAINTENANCE

With a significantly smaller diameter than other models on the market (60 mm and 100 mm), Comfort Air® ensures easier installation of the funnel into the wall, consequently limiting the necessary masonry works, which often take time and are very invasive, and making the fans easier to maintain.

TOTAL AIR DISTRIBUTION CONTROL

Fitting an electronic control unit, Comfort Air® can control up to 2/3 air flows (in closed fireplaces) to distribute heat and convey warm air into various rooms.

THE FIRST DESIGN DIFFUSERS

Comfort Air® is fitted with air distribution outlets that, for the first time, offer a true design piece. These outlets are ideal for integration into any furnishing, with their minimalist design and exclusive light and aromatherapy function that makes them unique on the market.



FORCED VENTILATION

A TRULY COMPLETE RANGE

To satisfy all requirements, in terms of power and operative functions.



WATER

HOT RADIATORS FAST

Thanks to low thermal inertia, Hydro pellet stoves, once on, are able to heat your domestic radiators in just a few minutes (for some models there are also kits for connection to the hot water system).

MAXIMUM HEAT EXCHANGE

About 90% of power rendered overall by the stove is transferred to the water guaranteeing excellent performance who those choosing radiators for domestic heating.

SYMBOLS USED



Nominal heat output



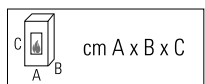
Efficiency



Diameter of smoke outlet pipe



Weight



cm A x B x C

Dimensions - width x depth x height



Fluid heat output



Minimum room volume



Hourly consumption



Fire box dimensions



Right corner



Left corner























Wall

Pellet stoves / Technologies

	Ego Core Air Matic 8	Ego Core Comfort Air Matic 10	Ego Air 8	Ego Air UP 8	Ego Air XUP 8	Ego Comfort Air 10	Ego Comfort Air UP 10	Ego Hydro Matic 8	Ego Hydro Matic 12	Star Air 8	Star Air UP 8	Star Comfort Air 10	Star Comfort Air UP 10	Star Hydro Matic 12	Musa Core Air Matic 10	Musa Core Comfort Air Matic 12	Musa Core Comfort Air Matic 14	Musa Air 10	Musa Air UP 10	Musa Comfort Air 12	Musa Comfort Air 14	Musa Comfort Air UP 12	Musa Comfort Air UP 14	Musa Hydro Matic 18
	●	●	●	●	●	●	●			●	●	●	●		●			●	●	●	●	●	●	
		●				●	●					●	●											
																●	●			●	●	●	●	
								●	●					●										●
	●	●	●	●	●	●	●	●	●	●	●	●	●	●	●			●	●	●	●	●	●	
	●	●	●	●	●	●	●	●	●	●	●	●	●	●	●	●	●	●	●	●	●	●	●	●
	●	●	●	●	●	●	●			●	●	●	●		●			●	●					
	●	●	●	●	●	●	●	●	●	●	●	●	●	●	●	●	●	●	●	●	●	●	●	●
	●	●						●	●					●	●	●	●						●	
	●	●	●	●	●	●	●	●	●	●	●	●	●	●	●	●	●	●	●	●	●	●	●	●
				●							●								●			●		
	●	●	●	●	●	●	●	●	●	●	●	●	●	●	●	●	●	●	●	●	●	●	●	●
	●	●	●	●	●	●	●	●	●	●	●	●	●	●	●	●	●	●	●	●	●	●	●	●
	○	○	○	○	○	○	○	○	○	○	○	○	○	○	○	○	○	○	○	○	○	○	○	○
	●	●	●	●	●	●	●	●	●	●	●	●	●	●	●	●	●	●	●	●	●	●	●	●
	●	●	●	●	●	●	●	●	●	●	●	●	●	●	●	●	●	●	●	●	●	●	●	●
	●	●													●	●	●							
	p.23	p.23	p.24	p.24	p.24	p.24	p.24	p.83	p.83	p.28	p.28	p.28	p.28	p.84	p.30	p.30	p.30	p.32	p.32	p.32	p.32	p.32	p.32	p.85

p.85		●				●				●													Musa Hydro Matic 24
p.41	●	●				●				●													Suite Core Air Matic 10
p.41	●	●				●				●													Suite Core Comfort Air Matic 12
p.41	●	●				●				●													Suite Core Comfort Air Matic 14
p.42		●				●				●												●	Suite Air 10
p.42		●				●			●	●												●	Suite Air UP 10
p.42		●				●				●												●	Suite Comfort Air 12
p.42		●				●				●												●	Suite Comfort Air 14
p.42		●				●			●	●												●	Suite Comfort Air UP 12
p.87		●				●				●													Suite Hydro Matic 18
p.87		●				●				●													Suite Hydro Matic 24
p.36	●	●				●				●												●	Club Core Air Matic 10
p.36	●	●				●				●												●	Club Core Comfort Air Matic 12
p.36	●	●				●				●												●	Club Core Comfort Air Matic 14
p.37		●				●				●												●	Club Air 10
p.37		●				●			●	●												●	Club Air UP 10
p.37		●				●				●												●	Club Comfort Air 12
p.37		●				●				●												●	Club Comfort Air 14
p.37		●				●			●	●												●	Club Comfort Air UP 12
p.86		●				●				●													Club Hydro Matic 18
p.86		●				●				●													Club Hydro Matic 24
p.92		●				●				●													Pad Hydro Matic 18
p.92		●				●				●													Pad Hydro Matic 24
p.56		●				●				●												●	Loop Air 8
p.60		●				●				●												●	Curve Comfort Air 8
p.58		●				●				●												●	Mood Comfort Air 8
p.54		●				●				●												●	Halo Air 8
p.54		●				●				●												●	Halo UP Air 8

																					
p.62	●	●			●	●	●	●		●				●		●	●		●		Flow Comfort Air 10
p.18	●	●			●	●	●	●	●	●				●	○	○	○		●	●	Mako Core Comfort 8
p.52	●		●		●	●	●	●		●				●	○	○	○		●		Doc Comfort Air 9
p.52	●		●		●	●	●	●		●	●			●	○	○	○		●		Doc UP Comfort Air 9
p.48	●		●		●	●	●	●		●				●	○	○	○		●		Stream Comfort Air 12
p.48	●		●		●	●	●	●		●	●			●	○	○	○		●		Stream UP Comfort Air 12
p.90				●		●		●	●	●				●	○	○	○		●		Aki Hydro Matic 18
p.90				●		●		●	●	●				●	○	○	○		●		Aki Hydro Matic 24
p.46	●				●	●		●		●				●	○	○	○		●		Ray Comfort Air 8
p.46	●				●	●		●		●	●			●	○	○	○		●		Ray UP Comfort Air 8
p.46	●				●	●		●		●		●		●	○	○	○		●		Ray XUP Comfort Air 8
p.50	●				●	●		●		●				●	○	○	○		●		Philo Comfort Air 14
p.50	●				●	●		●		●				●	○	○	○		●		Philo UP Comfort Air 14
p.44	●				●	●		●		●				●	○	○	○		●		Decò Air 8
p.45	●				●	●		●		●				●	○	○	○		●		Cute Air 8
p.20	●				●	●		●		●				●	○	○	○		●		Tecla Air 6
p.21	●				●	●		●		●				●	○	○	○		●		Alyssa Air 6
p.88				●		●		●	●	●				●	○	○	○		●		Jazz Hydro Matic 30
p.74	●				●	●		●		●			○	●	○	○	○		●		Alea Air 7
p.74	●				●	●		●		●			○	●	○	○	○		●		Alea Air XUP 7
p.76	●				●	●		●		●			○	●	○	○	○		●		Raam Air 8
p.76	●				●	●		●		●			○	●	○	○	○		●		Raam UP Air 8
p.98				●		●		●		●			○	●	○	○	○		●		Thea Hydro 16
p.98				●		●		●		●			○	●	○	○	○		●		Thea Hydro 23

Fireplaces

p.66	Ghea Air 6	●	●																																					
p.66	Ghea XUP Air 6	●	●																																					
p.68	Mida Air 8	●	●																																					
p.68	Mida XUP Air 8	●	●																																					
p.70	Teia Comfort Air 10	●	●	●	●	●	●	●	●	●	●	●	●	●	●	●	●	●	●	●																				
p.70	Teia UP Comfort Air 10	●	●	●	●	●	●	●	●	●	●	●	●	●	●	●	●	●	●	●																				
p.72	May Air 7	●	●																																					
p.78	Hera Air 7	●	●																																					
p.78	Hera XUP Air 7	●	●																																					
p.96	Clio Hydro 16		●			●	●																																	
p.96	Clio Hydro 23		●			●	●																																	
p.102	Vivo 90 Comfort Air 9							●	●																															
p.104	Vivo 90 Comfort Air 11								± ●																															
p.110	Vivo 90 Hydro 16									●																														
p.110	Vivo 90 Hydro 24										●																													
p.108	Boxtherm 60 Air 6									●																														
p.109	Boxtherm 70 Air 9									●																														

PRODUCTS OVERVIEW






CORE	p. 18	-	-	p. 23	-	p. 30	p. 36	p. 41
AIR	-	p. 20	p. 21	p. 24	p. 28	p. 32	p. 37	p. 42
COMFORT AIR	-	-	-	p. 24	p. 28	p. 32	p. 37	p. 42
HYDRO	-	-	-	p. 83	p. 84	p. 85	p. 86	p. 87
WOOD	-	-	-	-	-	-	-	-













CORE	-	-	-	-	-	-	-	-
AIR	-	-	p. 66	p. 68	-	p. 74	-	p. 78
COMFORT AIR	p. 60	p. 62	-	-	p. 70	-	p. 76	-
HYDRO	-	-	-	-	-	-	-	-
WOOD	-	-	-	-	-	-	-	-



CORE	-	-	-	-	-	-	-	-
AIR	-	-	-	-	-	-	-	-
COMFORT AIR	-	-	-	-	-	-	-	-
HYDRO	p. 110	-	-	-	-	-	-	-
WOOD	-	p. 114	p. 114	p. 115	p. 115	p. 118	p. 118	p. 119


								
DECÒ 8 kW	CUTE 8 kW	RAY 7,8 kW	STREAM 11,9 kW	PHILO 13,8 kW	DOC 8,8 kW	HALO 8,1 kW	LOOP 8 kW	MOOD 8,1 kW
-	-	-	-	-	-	-	-	-
p. 44	p. 45	-	-	-	-	p. 54	p. 56	-
-	-	p. 46	p. 48	p. 50	p. 52	-	-	p. 58
-	-	-	-	-	-	-	-	-
-	-	-	-	-	-	-	-	-

								
MAY 7 kW	JAZZ 28,5 kW	AKI 17,7 > 24,2 kW	PAD 17,7 > 24,2 kW	CLIO 16,1 > 22,4 kW	THEA 16,1 > 22,4 kW	VIVO 90/9 8,9 kW	VIVO 90/11 10,9 kW	BOXTHERM 70-80 BASIC 5,9 > 8,8 kW
-	-	-	-	-	-	-	-	-
p. 72	-	-	-	-	-	-	-	p. 108
-	-	-	-	-	-	p. 102	p. 104	-
-	p. 88	p. 90	p. 92	p. 96	p. 98	-	-	-
-	-	-	-	-	-	-	-	-

								
PLASMA B95 18,6 kW	PLASMA 95T 13,2 kW	PLASMA T50 18,2 kW	VIVO 90Q 11,6 kW	VIVO 70Q 11,6 kW	QBOX 100 W 11,8 kW	QBOX 80 W 9,5 kW	QBOX 70 W 8,8 kW	QBOX 60 W 6,6 kW
-	-	-	-	-	-	-	-	-
-	-	-	-	-	-	-	-	-
-	-	-	-	-	-	-	-	-
p. 119	p. 122	p. 122	p. 124	p. 124	p. 126	p. 126	p. 127	p. 127

CHOOSE YOUR SHAPE

SQUARE



SLIM




ROUND



MINI



INSERTS



PELLET

- AIR
- 20 Tecla
 - 21 Alyssa
 - 22 Ego
 - 28 Star
 - 30 Musa
 - 36 Club
 - 40 Suite
 - 72 May

- COMFORT AIR
- 22 Ego
 - 28 Star
 - 30 Musa
 - 36 Club
 - 40 Suite
 - 70 Teia

- HYDRO
- 22 Ego
 - 28 Star
 - 30 Musa
 - 36 Club
 - 40 Suite
 - 88 Jazz

- CORE
- 18 Mako
 - 22 Ego
 - 30 Musa
 - 36 Club
 - 40 Suite

- AIR
- 74 Alea
- COMFORT AIR
- 46 Ray
 - 48 Stream
 - 50 Philo
 - 52 Doc
 - 76 Raam
- HYDRO
- 90 Aki
 - 98 Thea

- AIR
- 54 Halo
 - 56 Loop
- COMFORT AIR
- 58 Mood
 - 60 Curve
 - 62 Flow
- HYDRO
- 92 Pad

- AIR
- 44 Decò
 - 45 Cute

- AIR
- 108 Boxtherm 60
 - 109 Boxtherm 70
- COMFORT AIR
- 102 Vivo 90
- HYDRO
- 110 Vivo 90 Hydro

PELLET STOVES_Air/Comfort Air Maestro

- 21 ALYSSA > Air
- 36 CLUB/CLUB ABSOLUTE > Core, Air, Comfort Air, Matic
- 60 CURVE > Comfort Air
- 45 CUTE > Air
- 44 DECÒ > Air
- 52 DOC > Comfort Air
- 22 EGO > Core, Air, Comfort Air, Matic
- 62 FLOW > Comfort Air
- 54 HALO > Air
- 56 LOOP > Air
- 18 MAKO > Comfort Air
- 58 MOOD > Comfort Air
- 30 MUSA > Core, Air, Comfort Air, Matic
- 50 PHILO > Comfort Air
- 46 RAY > Comfort Air
- 28 STAR > Air, Comfort Air
- 48 STREAM > Comfort Air
- 40 SUITE > Core, Air, Comfort Air, Matic
- 20 TECLA > Air



PELLET STOVES > Air/Comfort Air Maestro > MAKO

core



Black metal_303



Bronze metal_305

MAKO C.AIR MATIC 8 CORE R

Model: MAKO COMFORT AIRMATIC 8 M1 CORE

POWER					cm A x B x C
kW 8	90,4/92,9%	Ø cm 8	kg 161	cm 50 x 55 x 111	

Conto Termico 2.0

MATERIALS:
 Steel: structure
 Glass: front door
 Cast iron: combustion chamber
 Steel: brazier



CORE combustion chamber

		DESCRIPTION/CODE	€
STRUCTURE			
	Black metal_303	MAKO C.AIR MATIC 8 CORE R DARK 7122011	4.140,00
	Bronze metal_305	MAKO C.AIR MATIC 8 CORE R BRONZE 7122012	4.140,00
ACCESSORIES SUPPLIED AS STANDARD			
	A new control panel "Lift" that integrates the ordinary functionalities with those of the emergency panel		-
	Temperature probe		-
	Maestro smartphone new app	Free download	-
DEDICATED ACCESSORIES			
	Comfort Air® accessories To build a Comfort Air® channelling system > PELLET_Accessories		
	Pellet level sensor	4018005	98,00
	Freestanding remote control Remote control with ambient thermostat and humidity sensor for room temperature control, always visible thanks to the e-ink display (optional).	4022002	228,00

PELLET STOVES > Air/Comfort Air Maestro > TECLA

	DESCRIPTION/CODE	€
--	------------------	---



White metal_302



Dark metal_308


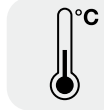






Silver metal_313



Bordeaux metal_304







STRUCTURE		
TECLA AIR 6 R	7122001	2.040,00
CLADDING		
White metal_302	6919006	115,00
Dark metal_308	6919005	115,00
Silver metal_313	6919008	115,00
Bordeaux metal_304	6919007	115,00
ACCESSORIES SUPPLIED AS STANDARD		
 A new control panel "Lift" that integrates the ordinary functionalities with those of the emergency panel		-
 Temperature probe		-
 Maestro smartphone new app	Free download	-
DEDICATED ACCESSORIES		
 Black "ECO" ash pan Optional.	4017019	41,00
 Pellet level sensor	4018005	98,00
 Freestanding remote control Remote control with ambient thermostat and humidity sensor for room temperature control, always visible thanks to the e-ink display (optional).	4022002	228,00



TECLA AIR 6 R TOP CHOICE

Model: TECLA AIR 6 M1

POWER					cm A x B x C
kW 6,3	91,5/92%	Ø cm 8	kg 90	cm 46 x 49 x 90	

kW 6,3 91,5/92% Ø cm 8 kg 90 cm 46 x 49 x 90



MATERIALS:
 Steel: structure
 Metal: painted sides
 Cast iron: brazier, door, front elements, top, combustion chamber

PELLET STOVES > Air/Comfort Air Maestro > ALYSSA



Warm grey ceramic_113



Bordeaux ceramic_105



White ceramic_102

ALYSSA AIR 6 R TOP CHOICE

Model: ALYSSA AIR 6 M1

POWER				
kW 6,3	91,5/92%	Ø cm 8	kg 90	cm A x B x C

A+

MATERIALS:
 Steel: structure
 Ceramic: sides
 Cast iron: brazier, door, front elements, top, combustion chamber

DESCRIPTION/CODE	€
STRUCTURE	
ALYSSA AIR 6 R	7122001 2.040,00
CLADDING	
Warm grey ceramic_113	6919013 265,00
Bordeaux ceramic_105	6919014 265,00
White ceramic_102	6919015 265,00
ACCESSORIES SUPPLIED AS STANDARD	
A new control panel "Lift" that integrates the ordinary functionalities with those of the emergency panel	-
Temperature probe	-
Maestro smartphone new app	Free download -
DEDICATED ACCESSORIES	
Black "ECO" ash pan Optional.	4017019 41,00
Pellet level sensor	4018005 98,00
Freestanding remote control Remote control with ambient thermostat and humidity sensor for room temperature control, always visible thanks to the e-ink display (optional).	4022002 228,00

EGO



PELLET STOVES > Air/Comfort Air Maestro > EGO CORE

core



White metal_302



Dark metal_308



Silver metal_313



Bordeaux metal_304


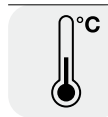

STRUCTURE

DESCRIPTION/CODE	€
EGO AIR MATIC 8 CORE R	7122008 2.895,00
EGO C.AIR MATIC 10 CORE R	7122009 3.195,00



CLADDING

White metal_302	6921001	285,00
Dark metal_308	6921002	285,00
Silver metal_313	6921003	285,00
Bordeaux metal_304	6921004	285,00

ACCESSORIES SUPPLIED AS STANDARD















 A new control panel "Lift" that integrates the ordinary functionalities with those of the emergency panel		-
 Temperature probe		-
 Maestro smartphone new app	Free download	-

DEDICATED ACCESSORIES

 Pellet level sensor	4018005	98,00
 Freestanding remote control Remote control with ambient thermostat and humidity sensor for room temperature control, always visible thanks to the e-ink display (optional).	4022002	228,00















EGO AIR MATIC 8 CORE R TOP CHOICE

Model: EGO AIRMATIC 8 M3 CORE

POWER					cm A x B x C
kW 8,0	90,4/92,9%	Ø cm 8	kg 130	cm 50 x 55 x 104	
					
					

EGO C.AIR MATIC 10 CORE R TOP CHOICE








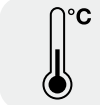




Model: EGO COMFORT AIRMATIC 10 M3 CORE

POWER					cm A x B x C
kW 10	90/92,9%	Ø cm 8	kg 133	cm 50 x 55 x 104	
					
					

A+    Conto Termico 2.0

MATERIALS:
Stainless steel: structure and brazier
Metal: painted sides
Cast iron: grate, door, front elements, top

PELLET STOVES > Air/Comfort Air Maestro > EGO

	DESCRIPTION/CODE	€
STRUCTURE		
	EGO AIR 8 R	7122038 2.385,00
	EGO C.AIR 10 R	7122041 2.640,00
CLADDING		
	White metal_302	6921001 285,00
	Dark metal_308	6921002 285,00
	Silver metal_313	6921003 285,00
	Bordeaux metal_304	6921004 285,00
ACCESSORIES SUPPLIED AS STANDARD		
	A new control panel "Lift" that integrates the ordinary functionalities with those of the emergency panel	-
	Temperature probe	-
	Maestro smartphone new app Free download	-
DEDICATED ACCESSORIES		
	Pellet level sensor	4018005 98,00
	Comfort Air® accessories To build a Comfort Air® channelling system > PELLET_Accessories	
	Freestanding remote control Remote control with ambient thermostat and humidity sensor for room temperature control, always visible thanks to the e-ink display (optional).	4022002 228,00

White metal_302

Dark metal_308



Silver metal_313



Bordeaux metal_304

EGO AIR 8 R TOP CHOICE

Model: EGO AIR 8 M3

POWER					cm A x B x C
kW 8,1	90,9/91,5%	Ø cm 8	kg 127	cm 50 x 55 x 104	
























EGO C.AIR 10 R TOP CHOICE

Model: EGO COMFORT AIR 10 M3

POWER					cm A x B x C
kW 10	90,4/91,5%	Ø cm 8	kg 130	cm 50 x 55 x 104	





 Conto Termico 2.0

MATERIALS:
 Steel: structure, stainless steel side
 Metal: painted sides
 Cast iron: grate, door, front elements, top

PELLET STOVES > Air/Comfort Air Maestro > EGO



UP



XUP

EGO AIR 8 UP TOP CHOICE EGO AIR 8 XUP TOP CHOICE

Model: EGO AIR 8 UP! M3
Model: EGO AIR 8 XUP! M3

POWER				
kW 8,1	90,9/91,5%	Ø cm 80/130	kg 130	cm A x B x C

EGO C.AIR 10 UP TOP CHOICE

Model: EGO COMFORT AIR 10 UP! M3

POWER				
kW 10	90,4/91,5%	Ø cm 8	kg 133	cm A x B x C

Conto Termico 2.0

MATERIALS:
Steel: structure, stainless steel side
Metal: painted sides
Cast iron: grate, door, front elements, top






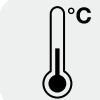




	DESCRIPTION/CODE	€
STRUCTURE		
	EGO AIR 8 UP	7122039 2.540,00
	EGO AIR 8 XUP	7122040 2.695,00
	EGO C.AIR 10 UP	7122042 2.850,00
CLADDING		
	White metal_302	6921001 285,00
	Dark metal_308	6921002 285,00
	Silver metal_313	6921003 285,00
	Bordeaux metal_304	6921004 285,00
ACCESSORIES SUPPLIED AS STANDARD		
	A new control panel "Lift" that integrates the ordinary functionalities with those of the emergency panel	-
	Temperature probe	-
	Maestro smartphone new app	Free download -
DEDICATED ACCESSORIES		
	Pellet level sensor	4018005 98,00
	Adapter for coaxial flues mm 80/130 x 80/125	Only for XUP stoves 4019014 52,00
	Comfort Air® accessories To build a Comfort Air® channelling system > PELLET_Accessories	
	Freestanding remote control Remote control with ambient thermostat and humidity sensor for room temperature control, always visible thanks to the e-ink display (optional).	4022002 228,00

STAR





PELLET STOVES > Air/Comfort Air Maestro > STAR

	DESCRIPTION/CODE	€
STRUCTURE		
	STAR AIR 8 R	7122043 2.350,00
	STAR C.AIR 10 R	7122045 2.545,00
CLADDING		
	White ceramic_102	6921005 595,00
	Matt Black ceramic_126	6921007 595,00
	Warm grey ceramic_113	6921008 595,00
ACCESSORIES SUPPLIED AS STANDARD		
	A new control panel "Lift" that integrates the ordinary functionalities with those of the emergency panel	-
	Temperature probe	-
	Maestro smartphone new app Free download	-
DEDICATED ACCESSORIES		
	Pellet level sensor	4018005 98,00
	Comfort Air® accessories To build a Comfort Air® channelling system > PELLET_Accessories	
	Freestanding remote control Remote control with ambient thermostat and humidity sensor for room temperature control, always visible thanks to the e-ink display (optional).	4022002 228,00

White ceramic_102







Black ceramic_107













Warm grey ceramic_113

STAR AIR 8 R TOP CHOICE

Model: STAR AIR 8 M3





POWER				
kW 8,1	90,9/91,5%	Ø cm 8	kg 127	cm 50 x 55 x 105























STAR C.AIR 10 R TOP CHOICE

Model: STAR COMFORT AIR 10 M3

POWER				
kW 10	90,4/91,5%	Ø cm 8	kg 130	cm 50 x 55 x 105





 Conto Termico 2.0

MATERIALS:
 Cast iron: brazier, combustion chamber, door, front diffuser
 Ceramic: sides, top, front panel

PELLET STOVES > Air/Comfort Air Maestro > STAR

	DESCRIPTION/CODE	€
STRUCTURE		
STAR AIR 8 UP	7122044	2.485,00
STAR C.AIR 10 UP	7122046	2.755,00
CLADDING		
White ceramic_102	6921005	595,00
Matt Black ceramic_126	6921007	595,00
Warm grey ceramic_113	6921008	595,00
ACCESSORIES SUPPLIED AS STANDARD		
A new control panel "Lift" that integrates the ordinary functionalities with those of the emergency panel		-
Temperature probe		-
Maestro smartphone new app	Free download	-
DEDICATED ACCESSORIES		
Pellet level sensor	4018005	98,00
Comfort Air® accessories To build a Comfort Air® channelling system > PELLET_Accessories		
Freestanding remote control Remote control with ambient thermostat and humidity sensor for room temperature control, always visible thanks to the e-ink display (optional).	4022002	228,00



STAR AIR 8 UP TOP CHOICE

Model: STAR AIR 8 UP! M3

POWER				
kW 8,1	90,9/91,5%	Ø cm 8	kg 130	cm A x B x C 50 x 55 x 105

STAR C.AIR 10 UP

Model: STAR COMFORT AIR 10 UP! M3

POWER				
kW 10	90,4/91,5%	Ø cm 8	kg 133	cm A x B x C 50 x 55 x 105

Conto Termico 2.0

MATERIALS:
 Cast iron: brazier, combustion chamber, door, front diffuser
 Ceramic: sides, top, front panel

PELLET STOVES > MUSA CORE

MUSA AIR MATIC 10 CORE R

Model: MUSA AIRMATIC 10 M3 CORE

POWER					
kW 10	90,0/92,9%	Ø cm 8	kg 165	cm 56 x 59 x 116	

MUSA C.AIR MATIC 12 CORE R

Model: MUSA COMFORT AIRMATIC 12 M3 CORE

POWER					
kW 12	90,8/93,8%	Ø cm 8	kg 183	cm 56 x 59 x 116	

MUSA C.AIR MATIC 14 CORE R TOP CHOICE

Model: MUSA COMFORT AIRMATIC 14 M3 CORE

POWER					
kW 14,1	90,0/93,8%	Ø cm 8	kg 183	cm 56 x 59 x 116	

core

				Conto Termico 2.0
--	--	--	--	-------------------

MATERIALS:
 Stainless steel: structure and brazier
 Metal: painted sides
 Cast iron: door, front elements, top, combustion chamber



STRUCTURE

DESCRIPTION/CODE	€
MUSA AIR MATIC 10 CORE R	7122010 3.005,00
MUSA C.AIR MATIC 12 CORE R	7122036 3.420,00
MUSA C.AIR MATIC 14 CORE R	7122029 3.625,00

CLADDING

White metal_302	6921026 410,00
Dark metal_308	6921027 410,00
Silver metal_313	6921028 410,00
Bordeaux metal_304	6921029 410,00

ACCESSORIES SUPPLIED AS STANDARD

	A new control panel "Lift" that integrates the ordinary functionalities with those of the emergency panel	-
--	---	---

	Temperature probe	-
--	--------------------------	---

	Maestro smartphone new app	Free download
--	-----------------------------------	---------------

DEDICATED ACCESSORIES

	Pellet level sensor	4018005 98,00
--	----------------------------	----------------------

	Comfort Air® accessories To build a Comfort Air® channelling system > PELLET_Accessories	
--	--	--

	Freestanding remote control Remote control with ambient thermostat and humidity sensor for room temperature control, always visible thanks to the e-ink display (optional).	4022002 228,00
--	---	-----------------------

core



White metal_302



Dark metal_308



Silver metal_313



Bordeaux metal_304



PELLET STOVES > Air/Comfort Air Maestro > MUSA



MUSA AIR 10 R TOP CHOICE

Model: MUSA AIR 10 M3

POWER					cm A x B x C
kW 10	90,4/91,5%	Ø cm 8	kg 165	cm 56 x 59 x 116	

MUSA C.AIR 12 R TOP CHOICE

Model: MUSA COMFORT AIR 12 M3

POWER					cm A x B x C
kW 11,9	90,8/93,5%	Ø cm 8	kg 180	cm 56 x 59 x 116	

--	--	--	--	--	--	--	--	--

MUSA C.AIR 14 R

Model: MUSA COMFORT AIR 14 M2

POWER					cm A x B x C
kW 13,8	90,5/93,2%	Ø cm 8	kg 183	cm 56 x 59 x 116	


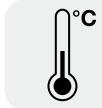






--	--	--	--	--	--	--	--	--

Conto Termico 2.0

MATERIALS:
 Steel: structure
 Metal: painted sides
 Cast iron: brazier, door, front elements, top, combustion chamber

	DESCRIPTION/CODE	€
STRUCTURE		
MUSA AIR 10 R	7122053	2.500,00
MUSA C.AIR 12 R	7122055	2.940,00
MUSA C.AIR 14 R	7121034	3.160,00
CLADDING		
White metal_302	6921026	410,00
Dark metal_308	6921027	410,00
Silver metal_313	6921028	410,00
Bordeaux metal_304	6921029	410,00
ACCESSORIES SUPPLIED AS STANDARD		
	A new control panel "Lift" that integrates the ordinary functionalities with those of the emergency panel	-
	Temperature probe	-
	Maestro smartphone new app	Free download
DEDICATED ACCESSORIES		
	Pellet level sensor	4018005 98,00
	Comfort Air® accessories To build a Comfort Air® channelling system > PELLET_Accessories	
	Freestanding remote control Remote control with ambient thermostat and humidity sensor for room temperature control, always visible thanks to the e-ink display (optional).	4022002 228,00





PELLET STOVES > Air/Comfort Air Maestro > MUSA









	DESCRIPTION/CODE	€
STRUCTURE		
MUSA AIR 10 UP	7122054	2.700,00
MUSA C.AIR 12 UP	7122056	3.150,00
MUSA C.AIR 14 UP	7122057	3.355,00
CLADDING		
White metal_302	6921026	410,00
Dark metal_308	6921027	410,00
Silver metal_313	6921028	410,00
Bordeaux metal_304	6921029	410,00
ACCESSORIES SUPPLIED AS STANDARD		
	A new control panel "Lift" that integrates the ordinary functionalities with those of the emergency panel	-
	Temperature probe	-
	Maestro smartphone new app	Free download
DEDICATED ACCESSORIES		
	XUP FITTING FOR COAXIAL FLUES - Ø mm 80/130 Flue fitting for airtight stoves that use the coaxial smoke duct to evacuate the smoke and also to draw in the combustion air.	4021010 186,00
	Adapter for coaxial flues mm 80/130 » 80/125	As an option if you buy the X-UP 4019014 coaxial flue connection 52,00
	Pellet level sensor	4018005 98,00
	Comfort Air® accessories To build a Comfort Air® channelling system > PELLET_Accessories	
	Freestanding remote control Remote control with ambient thermostat and humidity sensor for room temperature control, always visible thanks to the e-ink display (optional).	4022002 228,00



MUSA AIR 10 UP TOP CHOICE





Model: MUSA AIR 10 UP! M3








POWER				
kW 10	90,4/91,5%	Ø cm 8	kg 168	cm 56 x 59 x 116

MUSA C.AIR 12 UP





Model: MUSA COMFORT AIR 12 UP! M3








POWER				
kW 11,9	90,8/93,5%	Ø cm 8	kg 183	cm 56 x 59 x 116

MUSA C.AIR 14 UP

Model: MUSA COMFORT AIR 14 UP! M3

POWER				
kW 13,8	90,5/93,5%	Ø cm 8	kg 186	cm 56 x 59 x 116

A+   

MATERIALS:
 Steel: structure
 Metal: painted sides
 Cast iron: brazier, door, front elements, top, combustion chamber





PELLET STOVES > CLUB CORE

CLUB AIR MATIC 10 CORE R

Model: CLUB AIR MATIC 10 M3 CORE

POWER					cm A x B x C
kW 10	90/92,9%	Ø cm 8	kg 165	cm 56 x 55 x 116	

CLUB C.AIR MATIC 12 CORE R

Model: CLUB COMFORT AIR MATIC 12 M3 CORE

POWER					cm A x B x C
kW 12	90/93,8%	Ø cm 8	kg 183	cm 56 x 55 x 116	

CLUB C.AIR MATIC 14 CORE R TOP CHOICE

Model: CLUB COMFORT AIR MATIC 14 M3 CORE

POWER					cm A x B x C
kW 14,1	90/93,8%	Ø cm 8	kg 183	cm 56 x 55 x 116	

core

Conto Termico 2.0

MATERIALS:
 Cast iron: combustion chamber, door, front diffuser
 Ceramic: sides, top, front panel
 Stainless steel: brazier



		DESCRIPTION/CODE	€	
STRUCTURE				
	CLUB AIR MATIC 10 CORE R	7122019	3.075,00	
	CLUB C.AIR MATIC 12 CORE R	7122037	3.520,00	
	CLUB C.AIR MATIC 14 CORE R	7122028	3.780,00	
CLADDING CLUB				
	White ceramic_102	6921018	670,00	
	Matt Black ceramic_126	6921020	670,00	
	Sand ceramic_109	6921021	670,00	
CLADDING CLUB ABSOLUTE				
	126_Matt Black + 308_Dark (1)	See photo on page 35	6922021	345,00
	102_White + 308_Dark (2)	See photo on page 35	6922022	345,00
	126_Matt Black + 302_White (3)	See photo on page 35	6922023	345,00
ACCESSORIES SUPPLIED AS STANDARD				
	A new control panel "Lift" that integrates the ordinary functionalities with those of the emergency panel			-
	Temperature probe			-
	Maestro smartphone new app	Free download		-
DEDICATED ACCESSORIES				
	Pellet level sensor	4018005		98,00
	Comfort Air® accessories To build a Comfort Air® channelling system > PELLET_Accessories			
	Freestanding remote control Remote control with ambient thermostat and humidity sensor for room temperature control, always visible thanks to the e-ink display (optional).	4022002		228,00

PELLET STOVES > Air/Comfort Air Maestro > CLUB



CLUB AIR 10 R TOP CHOICE

Model: CLUB AIR 10 M3

POWER				
kW 10	90,4/91,5%	Ø cm 8	kg 165	cm A x B x C

CLUB C.AIR 12 R TOP CHOICE

Model: CLUB COMFORT AIR 12 M3

POWER				
kW 11,9	90,8/93,5%	Ø cm 8	kg 180	cm A x B x C

CLUB C.AIR 14 R

Model: CLUB COMFORT AIR 14 M2



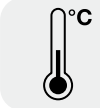






POWER				
kW 13,8	90,5/93,2%	Ø cm 8	kg 183	cm A x B x C

A+

MATERIALS:
Cast iron: brazier, combustion chamber, door, front diffuser
Ceramic: sides, top, front panel






	DESCRIPTION/CODE	€
STRUCTURE		
CLUB AIR 10 R	7122049	2.615,00
CLUB C.AIR 12 R	7122051	3.055,00
CLUB C.AIR 14 R	7121020	3.285,00
CLADDING CLUB		
	White ceramic_102	6921018 670,00
	Matt Black ceramic_126	6921020 670,00
	Sand ceramic_109	6921021 670,00
CLADDING CLUB ABSOLUTE		
	126_Matt Black + 308_Dark (1)	See photo on page 35 6922021 345,00
	102_White + 308_Dark (2)	See photo on page 35 6922022 345,00
	126_Matt Black + 302_White (3)	See photo on page 35 6922023 345,00
ACCESSORIES SUPPLIED AS STANDARD		
	A new control panel "Lift" that integrates the ordinary functionalities with those of the emergency panel	-
	Temperature probe	-
	Maestro smartphone new app	Free download -
DEDICATED ACCESSORIES		
	Pellet level sensor	4018005 98,00
	Comfort Air® accessories To build a Comfort Air® channelling system > PELLET_Accessories	-
	Freestanding remote control Remote control with ambient thermostat and humidity sensor for room temperature control, always visible thanks to the e-ink display (optional).	4022002 228,00










PELLET STOVES > Air/Comfort Air Maestro > CLUB

	DESCRIPTION/CODE	€	
	STRUCTURE		
	CLUB AIR 10 UP	7122050	2.865,00
	CLUB C.AIR 12 UP	7122052	3.315,00
	CLADDING CLUB		
	White ceramic_102	6921018	670,00
	Matt Black ceramic_126	6921020	670,00
	Sand ceramic_109	6921021	670,00
	CLADDING CLUB ABSOLUTE		
	126_Matt Black + 308_Dark (1)	See photo on page 35 6922021	345,00
	102_White + 308_Dark (2)	See photo on page 35 6922022	345,00
126_Matt Black + 302_White (3)	See photo on page 35 6922023	345,00	
ACCESSORIES SUPPLIED AS STANDARD			
 A new control panel "Lift" that integrates the ordinary functionalities with those of the emergency panel		-	
 Temperature probe		-	
 Maestro smartphone new app	Free download	-	
DEDICATED ACCESSORIES			
 XUP FITTING FOR COAXIAL FLUES - Ø mm Flue fitting for airtight stoves that use the coaxial smoke duct to evacuate the smoke and also to draw in the combustion air.	4021006	186,00	
 Adapter for coaxial flues mm 80/130 » 80/125	As an option if you buy the X-UP 4019014 coaxial flue connection	52,00	
 Pellet level sensor	4018005	98,00	
 Comfort Air® accessories To build a Comfort Air® channelling system > PELLET_Accessories			
 Freestanding remote control Remote control with ambient thermostat and humidity sensor for room temperature control, always visible thanks to the e-ink display (optional).	4022002	228,00	

CLUB AIR 10 UP TOP CHOICE






Model: CLUB AIR 10 UP! M3










 POWER	 %	 Ø cm	 Kg	 cm A x B x C
kW 10	90,4/91,5%	Ø cm 8	kg 168	cm 56 x 55 x 116

CLUB C.AIR 12 UP

Model: CLUB COMFORT AIR 12 UP! M3

 POWER	 %	 Ø cm	 Kg	 cm A x B x C
kW 11,9	90,8/93,5%	Ø cm 8	kg 183	cm 56 x 55 x 116





 Conto Termico 2.0

MATERIALS:
 Cast iron: brazier, combustion chamber, door, front diffuser
 Ceramic: sides, top, front panel

CLUB

CLUB > Ceramic sides



White ceramic_102



Matt Black ceramic_126



Sand ceramic_109

CLUB ABSOLUTE > Metal sides



(1)

126_Matt Black + 308_Dark



(2)

102_White + 308_Dark



(3)

126_Matt Black + 302_White)



SUITE Core



PELLET STOVES > SUITE CORE

SUITE AIR MATIC 10 CORE R

Model: SUITE AIRMATIC 10 M3 CORE

POWER					cm A x B x C
kW 10	90/92,9%	Ø cm 8	kg 168	cm 56 x 55 x 116	

SUITE C.AIR MATIC 12 CORE R

Model: SUITE COMFORT AIRMATIC 12 M3 CORE

POWER					cm A x B x C
kW 12	90/93,8%	Ø cm 8	kg 183	cm 56 x 55 x 116	

SUITE C.AIR MATIC 14 CORE R TOP CHOICE

Model: SUITE COMFORT AIRMATIC 14 M3 CORE

POWER					cm A x B x C
kW 14,1	90/93,8%	Ø cm 8	kg 183	cm 56 x 55 x 116	

core

A+















Conto Termico 2.0

MATERIALS:
 Cast iron: combustion chamber, door, front diffuser
 Ceramic: sides, top, front panel
 Stainless steel: brazier



	DESCRIPTION/CODE	€
STRUCTURE		
	SUITE AIR MATIC 10 CORE R	7122019 3.075,00
	SUITE C.AIR MATIC 12 CORE R	7122037 3.520,00
	SUITE C.AIR MATIC 14 CORE R	7122028 3.780,00
CLADDING		
	Warm Grey ceramic_113	6921017 670,00
	Bordeaux ceramic_105	6921015 670,00
	Matt Black ceramic_126	6921016 670,00
	Salt and pepper ceramic_110	6921014 670,00
ACCESSORIES SUPPLIED AS STANDARD		
	A new control panel "Lift" that integrates the ordinary functionalities with those of the emergency panel	-
	Temperature probe	-
	Maestro smartphone new app	Free download -
DEDICATED ACCESSORIES		
	Pellet level sensor	4018005 98,00
	Comfort Air® accessories To build a Comfort Air® channelling system > PELLET_Accessories	
	Freestanding remote control Remote control with ambient thermostat and humidity sensor for room temperature control, always visible thanks to the e-ink display (optional).	4022002 228,00

PELLET STOVES > Air/Comfort Air Maestro > SUITE

	DESCRIPTION/CODE	€
STRUCTURE		
	SUITE AIR 10 R 7122049	2.615,00
	SUITE C.AIR 12 R 7122051	3.055,00
	SUITE C.AIR 14 R 7121020	3.285,00
CLADDING		
	Warm Grey ceramic_113 6921017	670,00
	Bordeaux ceramic_105 6921015	670,00
	Matt Black ceramic_126 6921016	670,00
	Salt and pepper ceramic_110 6921014	670,00
ACCESSORIES SUPPLIED AS STANDARD		
	A new control panel "Lift" that integrates the ordinary functionalities with those of the emergency panel	-
	Temperature probe	-
	Maestro smartphone new app Free download	-
DEDICATED ACCESSORIES		
	Pellet level sensor 4018005	98,00
	Comfort Air® accessories To build a Comfort Air® channelling system > PELLET_Accessories	-
	Freestanding remote control Remote control with ambient thermostat and humidity sensor for room tempera- ture control, always visible thanks to the e-ink display (optional). 4022002	228,00

Warm Grey ceramic_113

Bordeaux ceramic_105







Matt Black ceramic_126



Salt and pepper ceramic_110

SUITE AIR 10 R TOP CHOICE





Model: SUITE AIR 10 M3

POWER				
kW 10	90,4/91,5%	Ø cm 8	kg 165	cm A x B x C 56 x 55 x 116



SUITE C.AIR 12 R TOP CHOICE





Model: SUITE COMFORT AIR 12 M3

POWER				
kW 11,9	90,8/93,5%	Ø cm 8	kg 180	cm A x B x C 56 x 55 x 116



SUITE C.AIR 14 R

Model: SUITE COMFORT AIR 14 M2

POWER				
kW 13,8	90,5/93,2%	Ø cm 8	kg 183	cm A x B x C 56 x 55 x 116



MATERIALS:
Cast iron: brazier, combustion chamber, door, front diffuser
Ceramic: sides, top, front panel

PELLET STOVES > Air/Comfort Air Maestro > SUITE



SUITE AIR 10 UP TOP CHOICE

Model: SUITE AIR 10 UP I M3

POWER					cm A x B x C
kW 10	90,4/91,5%	Ø cm 8	kg 168	cm 56 x 55 x 116	

SUITE C.AIR 12 UP

Model: SUITE COMFORT AIR 12 UP I M3

POWER					cm A x B x C
kW 11,9	90,8/93,5%	Ø cm 8	kg 183	cm 56 x 55 x 116	

MATERIALS:
 Cast iron: brazier, combustion chamber, door, front diffuser
 Ceramic: sides, top, front panel

	DESCRIPTION/CODE	€
STRUCTURE		
	SUITE AIR 10 UP	7122050 2.865,00
	SUITE C.AIR 12 UP	7122052 3.315,00
CLADDING		
	Warm Grey ceramic_113	6921017 670,00
	Bordeaux ceramic_105	6921015 670,00
	Matt Black ceramic_126	6921016 670,00
	Salt and pepper ceramic_110	6921014 670,00
ACCESSORIES SUPPLIED AS STANDARD		
	A new control panel "Lift" that integrates the ordinary functionalities with those of the emergency panel	-
	Temperature probe	-
	Maestro smartphone new app	Free download -
DEDICATED ACCESSORIES		
	XUP FITTING FOR COAXIAL FLUES - Ø mm 80/130 Flue fitting for airtight stoves that use the coaxial smoke duct to evacuate the smoke and also to draw in the combustion air.	4021006 186,00
	Adapter for coaxial flues mm 80/130 » 80/125	As an option if you buy the X-UP 4019014 coaxial flue connection 52,00
	Pellet level sensor	4018005 98,00
	Comfort Air® accessories To build a Comfort Air® channelling system > PELLET_Accessories	
	Freestanding remote control Remote control with ambient thermostat and humidity sensor for room temperature control, always visible thanks to the e-ink display (optional).	4022002 228,00

PELLET STOVES > Air/Comfort Air Maestro > DECÒ



DECÒ AIR 8 UP TOP CHOICE

Model: DECÒ AIR 8 M1

POWER				
kW 8	92,7/94,3%	Ø cm 8/10	kg 200	cm A x B x C

cm 75 x 56 x 81

A+

ECODESIGN 2022

Conto Termico 2.0

MATERIALS:
 Steel: structure
 Cast iron: cladding, brazier, combustion chamber, door

VERSIONS		DESCRIPTION/CODE	€
	DECÒ AIR 8 UP	7122005	3.780,00
ACCESSORIES SUPPLIED AS STANDARD			
	A new control panel "Lift" that integrates the ordinary functionalities with those of the emergency panel		-
	Temperature probe		-
	Maestro smartphone new app	Free download	-
DEDICATED ACCESSORIES			
	Pellet level sensor	4018005	98,00
	Rear smoke outlet kit Ø 8 cm	Smoke 4019015	72,00
	Freestanding remote control Remote control with ambient thermostat and humidity sensor for room temperature control, always visible thanks to the e-ink display (optional).	4022002	228,00
	Pipes and accessories for connection Ø 10 cm	Straight pellet pipe L 25 cm 40A11005 Straight pellet pipe L 50 cm 40A11006 Straight pellet pipe L 100 cm 40A11007 90° bend 40A11003 "T"joint 40A11004 45° bend 40A12018 90° bend that is easy to inspect 40A12019 Pipe clamp 40A12020 Rose 40A12021 Silicone gasket - Pack of 5 pieces 40A12022 Joint F/F - Ø 10/10 cm 4013009 Joint F/F - Ø 8/8 cm 4013010	36,00 41,00 52,00 67,00 78,00 52,00 72,00 31,00 21,00 21,00 41,00 36,00

PELLET STOVES > Air/Comfort Air Maestro > CUTE



CUTE AIR 8 UP

Model: CUTE AIR 8 M1

POWER				
kW 8	92,7/94,3%	Ø cm 8/10	kg 145	cm A x B x C

--	--	--	--	--	--	--

A+ Conto Termico 2.0

MATERIALS:
 Steel: structure - Metal: painted metal cladding
 Cast iron: brazier, door - Alutec®: firebox

VERSIONS		DESCRIPTION/CODE	€
	CUTE AIR 8 UP	7122002	3.180,00
ACCESSORIES SUPPLIED AS STANDARD			
	A new control panel "Lift" that integrates the ordinary functionalities with those of the emergency panel		-
	Temperature probe		-
	Maestro smartphone new app	Free download	-
DEDICATED ACCESSORIES			
	Pellet level sensor	4018005	98,00
	Part of the top - Cute/Thema In the case of installation with a rear smoke outlet	4019010	52,00
	Freestanding remote control Remote control with ambient thermostat and humidity sensor for room temperature control, always visible thanks to the e-ink display (optional).	4022002	228,00
	Pipes and accessories for connection Ø 10 cm	Straight pellet pipe L 25 cm 40A11005 Straight pellet pipe L 50 cm 40A11006 Straight pellet pipe L 100 cm 40A11007 90° bend 40A11003 *T*joint 40A11004 45° bend 40A12018 90° bend that is easy to inspect 40A12019 Pipe clamp 40A12020 Rose 40A12021 Silicone gasket - Pack of 5 pieces 40A12022 Joint F/F - Ø 10/10 cm 4013009 Joint F/F - Ø 8/8 cm 4013010	36,00 41,00 52,00 67,00 78,00 52,00 72,00 31,00 21,00 21,00 41,00 36,00

PELLET STOVES > Air/Comfort Air Maestro > RAY



RAY C.AIR 8 R

Model: RAY COMFORT AIR 8 M2

POWER					cm A x B x C
kW 7,8	90,2/91%	Ø cm 8	kg 155	cm 88,2 x 28,6 x 114	

RAY C.AIR 8 UP TOP CHOICE

Model: RAY COMFORT AIR 8 UP! M2

POWER					cm A x B x C
kW 7,8	90,2/91%	Ø cm 8	kg 155	cm 88,2 x 28,6 x 114	

RAY C.AIR 8 XUP

Model: RAY COMFORT AIR 8 XUP! M2

POWER					cm A x B x C
kW 7,8	90,2/91%	Ø cm 8/13	kg 155	cm 88,2 x 28,6 x 114	

A+

MATERIALS:
 Steel: structure, front cladding
 Cast iron: brazier, combustion chamber, door
 Serpentine: front cladding
 Ceramic: front cladding

	DESCRIPTION/CODE	€
STRUCTURE		
RAY C.AIR 8 R	7122064	2.950,00
RAY C.AIR 8 UP	7124009	3.040,00
RAY C.AIR 8 XUP	7122066	3.180,00
CERAMIC OR STONE CLADDINGS		
White ceramic_102	6918009	490,00
Bordeaux ceramic_105	6918010	490,00
Black ceramic_107	6918011	490,00
Serpentino_240	6918012	510,00
METAL CLADDINGS		
Dark metal_308	6920031	355,00
White metal_302	6920032	355,00
Bordeaux metal_304	6920033	355,00
ACCESSORIES SUPPLIED AS STANDARD		
A new control panel "Lift" that integrates the ordinary functionalities with those of the emergency panel		-
Temperature probe		-
Maestro smartphone new app	Free download	-
DEDICATED ACCESSORIES		
Comfort Air® accessories To build a Comfort Air® channelling system > PELLET_Accessories		
Pellet level sensor	4018005	98,00
Adapter for coaxial flues mm 80/130 » 80/125	Only for the X-UP version 4019014	52,00
Freestanding remote control Remote control with ambient thermostat and humidity sensor for room temperature control, always visible thanks to the e-ink display (optional).	4022002	228,00



White ceramic_102



Bordeaux ceramic_105



Black ceramic_107



Serpentino_240



Dark metal_308



White metal_302



Bordeaux metal_304



PELLET STOVES > Air/Comfort Air Maestro > STREAM



Serpentino_240

STREAM C.AIR 12 R TOP CHOICE

Model: STREAM COMFORT AIR 12 M2

POWER				
kW 11,9	90,8/93,5%	Ø cm 8	kg 180/235	cm 91 x 39 x 113

STREAM C.AIR 12 UP TOP CHOICE

Model: STREAM COMFORT AIR 12 UP! M2

POWER				
kW 11,9	90,8/93,5%	Ø cm 8	kg 180/235	cm 91 x 39 x 113

A+
Conto Termico 2.0

MATERIALS:
 Steel: structure, front cladding
 Glass: door
 Cast iron: brazier, combustion chamber
 Serpentine: front cladding

	DESCRIPTION/CODE	€
STRUCTURE		
STREAM C.AIR 12 R	7122058	3.505,00
STREAM C.AIR 12 UP	7122059	3.625,00
CLADDINGS		
Dark metal_308	6920058	255,00
White metal_302	6920056	255,00
Bordeaux metal_304	6920057	255,00
Serpentino_240	6920059	615,00
ACCESSORIES SUPPLIED AS STANDARD		
A new control panel "Lift" that integrates the ordinary functionalities with those of the emergency panel		-
Temperature probe		-
Maestro smartphone new app	Free download	-
DEDICATED ACCESSORIES		
Comfort Air® accessories To build a Comfort Air® channelling system > PELLET_Accessories		
Pellet level sensor	4018005	98,00
Freestanding remote control Remote control with ambient thermostat and humidity sensor for room temperature control, always visible thanks to the e-ink display (optional).	4022002	228,00



Dark metal_308



White metal_302



Bordeaux metal_304



STREAM



Air flows adjustable as needed.



PELLET STOVES > Air/Comfort Air Maestro > PHILO



Black metal_303



Bronze metal_305



White metal_302



Aluminium metal_315



Bordeaux metal_304

PHILO C.AIR 14 R

Model: PHILO COMFORT AIR 14 M2

POWER				
kW 13,8	90,5/93,5%	Ø cm 8	kg 200	cm A x B x C 99,9 x 39,6 x 119

PHILO C.AIR 14 UP

Model: PHILO COMFORT AIR 14 UPIM2

POWER				
kW 13,8	90,5/93,5%	Ø cm 8	kg 200	cm A x B x C 99,9 x 39,6 x 119











A+

MATERIALS:
 Steel: structure
 Cast iron: top, brazier, combustion chamber
 Metal: cladding,
 Aluminum: hot air diffuser under the top

	DESCRIPTION/CODE	€
STRUCTURE		
	PHILO C.AIR 14 R	7122060 3.935,00
	PHILO C.AIR 14 UP	7122061 4.050,00
CLADDING		
	Black metal_303	6922002 385,00
	Bronze metal_305	6922005 385,00
	White metal_302	6922001 385,00
	Aluminium metal_315	6922003 385,00
	Bordeaux metal_304	6922004 385,00
ACCESSORIES SUPPLIED AS STANDARD		
	A new control panel "Lift" that integrates the ordinary functionalities with those of the emergency panel	-
	Temperature probe	-
	Maestro smartphone new app	Free download -
DEDICATED ACCESSORIES		
	Pellet level sensor	4018005 98,00
	Comfort Air® accessories To build a Comfort Air® channelling system > PELLET_Accessories	
	Freestanding remote control Remote control with ambient thermostat and humidity sensor for room temperature control, always visible thanks to the e-ink display (optional).	4022002 228,00

















PELLET STOVES > Air/Comfort Air Maestro > DOC

	DESCRIPTION/CODE	€
STRUCTURE		
	DOC C.AIR 9 R	7122069 3.215,00
	DOC C.AIR 9 UP	7124010 3.300,00
TOP		
	Black metal_303	6917015 180,00
	Aluminium metal_315	6917016 180,00
ACCESSORIES SUPPLIED AS STANDARD		
	A new control panel "Lift" that integrates the ordinary functionalities with those of the emergency panel	-
	Temperature probe	-
	Maestro smartphone new app	Free download -
DEDICATED ACCESSORIES		
	Pellet level sensor	4018005 98,00
	Comfort Air® accessories To build a Comfort Air® channelling system > PELLET_Accessories	-
	Freestanding remote control Remote control with ambient thermostat and humidity sensor for room temperature control, always visible thanks to the e-ink display (optional).	4022002 228,00

DOC C.AIR 9 R





Model: DOC COMFORT AIR 9 M2












POWER					cm A x B x C
kW 8,8	90,9/89,8%	Ø cm 8	kg 148	cm 86 x 30 x 114	

DOC C.AIR 9 UP

Model: DOC COMFORT AIR 9 UP! M2

POWER					cm A x B x C
kW 8,8	90,9/89,8%	Ø cm 8	kg 148	cm 86 x 30 x 114	





















MATERIALS:
 Steel: structure
 Cast iron: top, brazier, combustion chamber
 Metal: cladding

PELLET STOVES > Air/Comfort Air Maestro > HALO

		DESCRIPTION/CODE	€
STRUCTURE			
HALO AIR 8 R		7122076	2.970,00
CLADDING			
	Black metal_303	6916015	235,00
	Silver metal_313	6916016	235,00
	Aluminium metal_315	6916017	235,00
	Bordeaux metal_304	6916018	235,00
ACCESSORIES SUPPLIED AS STANDARD			
	A new control panel "Lift" that integrates the ordinary functionalities with those of the emergency panel		-
	Temperature probe		-
	Maestro smartphone new app	Free download	-
DEDICATED ACCESSORIES			
	Pellet level sensor	4018005	98,00
	Freestanding remote control Remote control with ambient thermostat and humidity sensor for room temperature control, always visible thanks to the e-ink display (optional).	4022002	228,00



Black metal_303



Silver metal_313



Aluminium metal_315







Bordeaux metal_304



HALO AIR 8 R TOP CHOICE

Model: HALO AIR 8 M2










POWER				
kW 8,1	90,9/91,5%	Ø cm 8	kg 130	cm A x B x C



MATERIALS:
Steel: structure
Cast iron: brazier, combustion chamber





PELLET STOVES > Air/Comfort Air Maestro > HALO











	DESCRIPTION/CODE	€
STRUCTURE		
HALO AIR 8 UP	7122022	3.465,00
CLADDING		
 Black metal_303	6916015	235,00
 Silver metal_313	6916016	235,00
 Aluminium metal_315	6916017	235,00
 Bordeaux metal_304	6916018	235,00
ACCESSORIES SUPPLIED AS STANDARD		
 Freestanding remote control Remote control with ambient thermostat and humidity sensor for room temperature control, always visible thanks to the e-ink display.		
 Temperature probe		-
 Maestro smartphone new app	Free download	-
DEDICATED ACCESSORIES		
 Pellet level sensor	4018005	98,00
 XUP FITTING FOR COAXIAL FLUES - Ø mm 80/130 Flue fitting for airtight stoves that use the coaxial smoke duct to evacuate the smoke and also to draw in the combustion air.	4021011	186,00

HALO AIR 8 UP TOP CHOICE

Model: HALO AIR 8 UP! M2

POWER				
kW 8,1	90,9/91,5%	Ø cm 8	kg 130	cm A x B x C

 maestro
 no air
 xi
 quick start
 oyster
 brush less



A+







Conto Termico 2.0

MATERIALS:
Steel: structure
Cast iron: brazier, combustion chamber

LOOP



PELLET STOVES > Air/Comfort Air Maestro > LOOP



LOOP AIR 8 R TOP CHOICE

Model: LOOP AIR 8 M2

POWER				
kW 8	90,4/92%	Ø cm 8	kg 170	cm A x B x C

A+

 Conto Termico 2.0





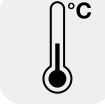




MATERIALS:
 Steel: structure
 Metal: painted sides
 Cast iron: brazier, door, front elements, top, combustion chamber

VERSIONS		DESCRIPTION/CODE	€
	Black metal_303	LOOP AIR 8 R 7122094	2.950,00
ACCESSORIES SUPPLIED AS STANDARD			
	A new control panel "Lift" that integrates the ordinary functionalities with those of the emergency panel		-
	Temperature probe		-
	Maestro smartphone new app		Free download -
DEDICATED ACCESSORIES			
	Black "ECO" ash pan Optional.	4017019	41,00
	Pellet level sensor	4018005	98,00
	Freestanding remote control Remote control with ambient thermostat and humidity sensor for room temperature control, always visible thanks to the e-ink display (optional).	4022002	228,00

MOOD














PELLET STOVES > Air/Comfort Air Maestro > MOOD




		DESCRIPTION/CODE	€
VERSIONS			
	Black metal_303	MOOD C.AIR 8 BLACK 7122024	4.035,00
	Bronze metal_305	MOOD C.AIR 8 BRONZE 7122026	4.035,00
	Silver metal_313	MOOD C.AIR 8 SILVER 7122025	4.035,00
ACCESSORIES SUPPLIED AS STANDARD			
	Freestanding remote control Remote control with ambient thermostat and humidity sensor for room temperature control, always visible thanks to the e-ink display.		
	Temperature probe		-
	Maestro smartphone new app	Free download	-
DEDICATED ACCESSORIES			
	Comfort Air® accessories To build a Comfort Air® channelling system > PELLET_Accessories		
	Black "LOW" ash pan Optional.	4017018	62,00
	Pellet level sensor	4018005	98,00

MOOD C.AIR 8

Model: MOOD COMFORT AIR 8 M2

POWER					cm A x B x C
kW 8,1	90,9/91,5%	Ø cm 8	kg 132	cm 52 x 52 x 120	





 Conto Termico 2.0

MATERIALS:
 Steel: structure
 Glass: door
 Aluminium: top
 Cast iron: brazier, combustion chamber

PELLET STOVES > Air/Comfort Air Maestro > CURVE

		DESCRIPTION/CODE	€
STRUCTURE			
CURVE C.AIR 8 R		7122023	3.610,00
CLADDING			
	Black ceramic_107	6916001	930,00
	Warm grey ceramic_113	6916002	930,00
	Bordeaux ceramic_105	6916003	930,00
	White ceramic_102	6916019	930,00
ACCESSORIES SUPPLIED AS STANDARD			
	Freestanding remote control Remote control with ambient thermostat and humidity sensor for room temperature control, always visible thanks to the e-ink display.		
	Temperature probe		-
	Maestro smartphone new app	Free download	-
DEDICATED ACCESSORIES			
	Comfort Air® accessories To build a Comfort Air® channelling system > PELLET_Accessories		
	Black "LOW" ash pan Optional.	4017018	62,00
	Pellet level sensor	4018005	98,00

Black ceramic_107





Warm grey ceramic_113











Bordeaux ceramic_105

White ceramic_102

CURVE C.AIR 8 R

Model: CURVE COMFORT AIR 8 M2

POWER					cm A x B x C
kW 8,1	90,9/91,5%	Ø cm 8	kg 170	cm 56 x 56 x 120	





 Conto Termico 2.0

MATERIALS:
 Glass: front door
 Cast iron: brazier, combustion chamber
 Ceramic: cladding

CURVE



PELLET STOVES > Air/Comfort Air Maestro > FLOW

		DESCRIPTION/CODE	€
STRUCTURE			
FLOW C.AIR 10 R		7122027	3.880,00
CLADDINGS			
	Plain White Ceramic_102	6920017	370,00
	Plain Black Ceramic_107	6920018	370,00
	Line White Ceramic_102	6920019	445,00
	Line Bordeaux Ceramic_105	6920020	445,00
ACCESSORIES SUPPLIED AS STANDARD			
	Freestanding remote control Remote control with ambient thermostat and humidity sensor for room temperature control, always visible thanks to the e-ink display.		
	Temperature probe		-
	Maestro smartphone new app	Free download	-
TEMPERATURE PROBES			
	Temperature probe featured as standard on the machine	Supplied as standard	-
DEDICATED ACCESSORIES			
	Comfort Air® accessories To build a Comfort Air® channelling system > PELLET_Accessories		
	Pellet level sensor	4018005	98,00



Plain White Ceramic_102



Plain Black Ceramic_107







Line White Ceramic_102














Line Bordeaux Ceramic_105

FLOW C.AIR 10 R

Model: FLOW COMFORT AIR 10 M2

POWER				
kW 10	90,4/91,5%	Ø cm 8	kg 130	Ø cm 54 x 123





 Conto Termico 2.0

MATERIALS:
 Steel: structure, top
 Ceramic: sides
 Cast iron: brazier, combustion chamber
 Aluminium: cladding



FLOW

PELLET STOVES > Air/Comfort Air Maestro > STOVES WITH SMOKE OUTLET REAR, UP, XUP

<p>Ego · Ego UP · Ego XUP / p. 23</p>  <p>REAR</p> <p>UP</p> <p>XUP</p>	<p>Star · Star UP / p. 28</p>  <p>REAR</p> <p>UP</p>	<p>Musa · Musa UP / p. 30</p>  <p>REAR</p> <p>UP</p>
<p>Club · Club UP / p. 36</p>  <p>REAR</p> <p>UP</p>	<p>Suite · Suite UP / p. 41</p>  <p>REAR</p> <p>UP</p>	<p>Decò / p. 44</p>  <p>REAR</p> <p>UP</p>
<p>Cute / p. 45</p>  <p>REAR</p> <p>UP</p>	<p>Doc · Doc UP / p. 52</p>  <p>REAR</p> <p>UP</p>	<p>Philo · Philo UP / p. 50</p>  <p>REAR</p> <p>UP</p>
<p>Ray · Ray UP · Ray XUP / p. 46</p>  <p>REAR</p> <p>UP</p> <p>XUP</p>	<p>Stream · Stream UP / p. 48</p>  <p>REAR</p> <p>UP</p>	<p>Halo · Halo UP / p. 54</p>  <p>REAR</p> <p>UP</p>

PELLET STOVES_Air/Comfort Air Easy

- 74 ALEA > Air
- 66 GHEA > Air
- 78 HERA > Air
- 72 MAY > Air
- 68 MIDA > Air
- 76 RAAM > Comfort Air
- 70 TEIA > Comfort Air

PELLET STOVES > Air/Comfort Air Easy > GHEA

DESCRIPTION/CODE

€



White metal_302



Dark metal_308



Silver metal_313



Bordeaux metal_304



STRUCTURE

GHEA AIR 6 R	7122014	1.865,00
GHEA AIR 6 XUP	7122013	2.290,00

CLADDING

White metal_302	6922008	115,00
Dark metal_308	6922006	115,00
Silver metal_313	6922007	115,00
Bordeaux metal_304	6922009	115,00

ACCESSORIES SUPPLIED AS STANDARD

Temperature probe		-
-------------------	--	---

DEDICATED ACCESSORIES

Remote control Optional.	4015012	52,00
Kit Wi-Fi Easy Connect For remote connection via the app. To be installed on the back of the stove, self-powered. Compatible with a 2.4 GHz frequency Wi-Fi router.	4020003	78,00
Adapter for coaxial flues mm 80/130 » 80/125	Only for the X-UP version 4019014	52,00

GHEA AIR 6 R TOP CHOICE

Model: GHEA AIR 6 S1

POWER				
kW 6,3	91/96,9%	Ø cm 8	kg 100	cm A x B x C 46 x 48 x 97

air
 no air

 oyster

 kit wi-fi

GHEA AIR 6 XUP

Model: GHEA AIR 6 XUP! S1

POWER				
kW 6,3	91/96,9%	Ø cm 8/13	kg 103	cm A x B x C 46 x 48 x 97

air
 no air

 oyster

 kit wi-fi

easy connect

A+
 ECODESIGN 2022
 RENOVATE FRANCE 7*
 aria PULITRA certification
 Conto Termico 2.0

MATERIALS:
 Steel: structure
 Metal: painted sides, front elements
 Cast iron: brazier, combustion chamber, top, door



MIDA



PELLET STOVES > Air/Comfort Air Easy > MIDA



White metal_302



Dark metal_308



Silver metal_313



Bordeaux metal_304

MIDA AIR 8 R TOP CHOICE

Model: MIDA AIR 8 S1

POWER				
kW 8,3	91/96,9%	Ø cm 8	kg 102	cm A x B x C

MIDA AIR 8 XUP

Model: MIDA AIR 8 XUP! S1

POWER				
kW 8,3	91/96,9%	Ø cm 8/13	kg 105	cm A x B x C

easy connect

MATERIALS:
 Steel: structure
 Metal: painted sides, front elements
 Cast iron: brazier, combustion chamber, top, door

	DESCRIPTION/CODE	€
STRUCTURE		
MIDA AIR 8 R	7122016	1.970,00
MIDA AIR 8 XUP	7122015	2.385,00
CLADDING		
White metal_302	6922012	120,00
Dark metal_308	6922010	120,00
Silver metal_313	6922011	120,00
Bordeaux metal_304	6922013	120,00
ACCESSORIES SUPPLIED AS STANDARD		
Temperature probe		-
DEDICATED ACCESSORIES		
Remote control Optional.	4015012	52,00
Kit Wi-Fi Easy Connect For remote connection via the app. To be installed on the back of the stove, self-powered. Compatible with a 2.4 GHz frequency Wi-Fi router.	4020003	78,00
Adapter for coaxial flues mm 80/130 » 80/125	Only for the X-UP version 4019014	52,00

PELLET STOVES > Air/Comfort Air Easy > TEIA



Dark metal_308



White metal_302



Bordeaux metal_304

STRUCTURE

DESCRIPTION/CODE	€
TEIA C.AIR 10 R	7122062 2.330,00
TEIA C.AIR 10 UP	7122063 2.590,00

CLADDING

Dark metal_308	6922014 210,00
White metal_302	6922015 210,00
Bordeaux metal_304	6922016 210,00

ACCESSORIES SUPPLIED AS STANDARD

Temperature probe	-
--------------------------	---

DEDICATED ACCESSORIES

Remote control Optional.	4015012 52,00
Kit Wi-Fi Easy Connect For remote connection via the app. To be installed on the back of the stove, self-powered. Compatible with a 2.4 GHz frequency Wi-Fi router.	4020003 78,00
Black "LOW" ash pan Optional.	4017018 62,00
Comfort Air® accessories To build a Comfort Air® channelling system > PELLETT_Accessories	

TEIA C.AIR 10 R TOP CHOICE

Model: TEIA COMFORT AIR 10 S2

POWER				
kW 10	90,4/91,5%	Ø cm 8	kg 132	cm A x B x C



TEIA C.AIR 10 UP

Model: TEIA COMFORT AIR 10 UP! S2

POWER				
kW 10	90,4/91,5%	Ø cm 8	kg 135	cm A x B x C



easy connect



MATERIALS:
Steel: structure
Metal: painted sides
Cast iron: brazier, door, front elements, top, combustion chamber



MAY



Dark metal_308



White metal_302



Bordeaux metal_304



Silver metal_313



PELLET STOVES > Air/Comfort Air Easy > MAY

MAY AIR 7 R TOP CHOICE

Model: MAY AIR 7 S1

POWER					cm A x B x C
kW 7,0	90,5/95,0%	Ø cm 8	kg 80	cm 46,3 x 48,2 x 94	



Conto Termico 2.0











MATERIALS:
 Steel: structure
 Metal: painted sides, front elements
 Cast iron: brazier, combustion chamber, top, door

	DESCRIPTION/CODE	€
STRUCTURE		
MAY AIR 7 R	7120001	1.595,00
CLADDINGS		
Dark metal_308	6920001	155,00
White metal_302	6920002	155,00
Bordeaux metal_304	6920003	155,00
Silver metal_313	6920004	155,00
ACCESSORIES SUPPLIED AS STANDARD		
Temperature probe	Supplied as standard	-
DEDICATED ACCESSORIES		
Remote control Optional.	4015012	52,00
Kit Wi-Fi Easy Connect For remote connection via the app. To be installed on the back of the stove, self-powered. Compatible with a 2.4 GHz frequency Wi-Fi router.	4020003	78,00
Linear pipe Painted pipe, 25/50/100 cm, with silicone gasket.	L= 100 cm - Ø cm 8 40160465	41,00
Kit UP Top smoke outlet	4020001	187,00

ALEA



PELLET STOVES > Air/Comfort Air Easy > ALEA

	DESCRIPTION/CODE	€
STRUCTURE		
	ALEA AIR 7 R 7121060	2.010,00
	ALEA AIR 7 XUP 7121059	2.385,00
CLADDINGS		
	Dark metal_308 6921042	175,00
	White metal_302 6921040	175,00
	Bordeaux metal_304 6921043	175,00
	Silver metal_313 6921041	175,00
ACCESSORIES SUPPLIED AS STANDARD		
	Temperature probe °C	-
DEDICATED ACCESSORIES		
	Remote control Optional.	4015012 52,00
	Kit Wi-Fi Easy Connect For remote connection via the app. To be installed on the back of the stove, self-powered. Compatible with a 2.4 GHz frequency Wi-Fi router.	4020003 78,00
PIPES REQUIRED FOR INSTALLATION		
	90° Curve Painted curve with silicone gasket for installation with rear smoke outlet.	Ø cm 8 4022008 36,00

Dark metal_308

White metal_302












Bordeaux metal_304

Silver metal_313










ALEA AIR 7 R TOP CHOICE

Model: ALEA AIR 7 S1

POWER				
kW 7,0	89,5/93%	Ø cm 8	kg 60	cm A x B x C 70,3 x 27,5 x 94
				
no air	oyster	kit wi-fi	kit wi-fi	kit wi-fi

ALEA AIR 7 XUP

Model: ALEA AIR 7 S1 XUP!

POWER				
kW 7,0	89,5/93%	Ø cm 8/13	kg 65	cm A x B x C 70,3 x 27,5 x 94
				
no air	oyster	kit wi-fi	kit wi-fi	kit wi-fi

easy connect





 Conto Termico 2.0

MATERIALS:
 Steel: structure, front cladding
 Cast iron: brazier, combustion chamber, door

PELLET STOVES > Air/Comfort Air Easy > RAAM

RAAM C.AIR 8 R

Model: RAAM COMFORT AIR 8 S2

POWER				
kW 7,8	90,2/91%	Ø cm 8	kg 148	cm 88,8 x 28,2 x 113

--	--	--	--	--	--

RAAM C.AIR 8 UP

Model: RAAM COMFORT AIR 8 UPI S2

POWER				
kW 7,8	90,2/91%	Ø cm 8	kg 148	cm 88,8 x 28,2 x 113

--	--	--	--	--	--

easy connect

				Conto Termico 2.0
--	--	--	--	-------------------

MATERIALS:
 Steel: structure, front cladding
 Cast iron: brazier, combustion chamber, door

STRUCTURE

DESCRIPTION/CODE	€
RAAM C.AIR 8 R	7122067 2.795,00
RAAM C.AIR 8 UP	7124008 2.880,00

CLADDINGS

White metal_302	6918005 320,00
Dark metal_308	6918006 320,00
Silver metal_313	6918007 320,00
Bordeaux metal_304	6918008 320,00

ACCESSORIES SUPPLIED AS STANDARD

Temperature probe	-
--------------------------	---

DEDICATED ACCESSORIES

Remote control Optional.	4015012 52,00
Kit Wi-Fi Easy Connect For remote connection via the app. To be installed on the back of the stove, self-powered. Compatible with a 2.4 GHz frequency Wi-Fi router.	4020003 78,00

Comfort Air® accessories To build a Comfort Air® channelling system > PELLET_Accessories	
--	--

RAAM



White metal_302



Dark metal_308



Silver metal_313



Bordeaux metal_304



PELLET STOVES > Air/Comfort Air Easy > HERA 7 R



Dark metal_308



White metal_302



Bronze metal_305



Silver metal_313

HERA AIR 7 R

Model: HERA AIR 7 S1

kW 7	89/93%	Ø cm 8	kg 80	cm A x B x C



easy connect



MATERIALS:
 Steel: structure, painted sides, front elements
 Cast iron: combustion chamber, top

	DESCRIPTION/CODE	€
STRUCTURE		
HERA AIR 7 R	7121026	2.140,00
CLADDING		
Dark metal_308	6921013	140,00
White metal_302	6921011	155,00
Bronze metal_305	6921010	160,00
Silver metal_313	6921012	155,00
ACCESSORIES SUPPLIED AS STANDARD		
Temperature probe		-
DEDICATED ACCESSORIES		
Remote control Optional.	4015012	52,00
Kit Wi-Fi Easy Connect For remote connection via the app. To be installed on the back of the stove, self-powered. Compatible with a 2.4 GHz frequency Wi-Fi router.	4020003	78,00
Adapter for coaxial flues mm 80/130 » 80/125	Only for the X-UP version 4019014	52,00

PELLET STOVES > Air/Comfort Air Easy > HERA 8 XUP

HERA AIR 8 XUP TOP CHOICE

Model: HERA AIR 8 XUP! S1

POWER					cm A x B x C
kW 8,3	91/96,9%	Ø cm 80/130	kg 105	cm 53 x 54 x 105	

air	no air		oyster		kit wi-fi	

easy connect

A+				Conto Termico 2.0
-----------	--	--	--	-------------------

MATERIALS:
Steel: structure, painted sides, front elements
Cast iron: combustion chamber, top

STRUCTURE		DESCRIPTION/CODE	€
HERA AIR 8 XUP		7122077	2.420,00
CLADDING			
	Dark metal_308	6921013	140,00
	White metal_302	6921011	155,00
	Bronze metal_305	6921010	160,00
	Silver metal_313	6921012	155,00
ACCESSORIES SUPPLIED AS STANDARD			
	Temperature probe		-
DEDICATED ACCESSORIES			
	Remote control Optional.	4015012	52,00
	Kit Wi-Fi Easy Connect For remote connection via the app. To be installed on the back of the stove, self-powered. Compatible with a 2.4 GHz frequency Wi-Fi router.	4020003	78,00
	Adapter for coaxial flues mm 80/130 x 80/125	Only for the X-UP version 4019014	52,00



PELLET STOVES > Air/Comfort Air Easy > STOVES WITH SMOKE OUTLET REAR or UP/XUP

<p>Ghea · Ghea XUP / p. 66</p>  <p>REAR </p> <p>XUP </p>	<p>Mida · Mida XUP / p. 68</p>  <p>REAR </p> <p>XUP </p>	<p>Teia · Teia UP / p. 70</p>  <p>REAR </p> <p>UP </p>
<p>Alea · Alea XUP / p. 74</p>  <p>REAR </p> <p>XUP </p>	<p>Raam · Raam UP / p. 76</p>  <p>REAR </p> <p>UP </p>	<p>Hera XUP / p. 78</p>  <p>REAR </p> <p>XUP </p>

PELLET STOVES_Hydro Maestro

- 90 AKI > Hydromatic
- 86 CLUB > Hydromatic
- 83 EGO > Hydromatic
- 88 JAZZ > Hydromatic
- 85 MUSA > Hydromatic
- 92 PAD > Hydromatic
- 84 STAR > Hydromatic
- 87 SUITE > Hydromatic



EGO
Hydromatic



STAR
Hydromatic



MUSA
Hydromatic



CLUB
CLUB ABSOLUTE
Hydromatic



SUITE
Hydromatic

PELLET STOVES > Hydro Maestro > EGO



White metal_302



Dark metal_308



Silver metal_313



Bordeaux metal_304

EGO HYDRO MATIC 12 R






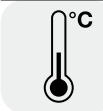






Model: EGO HYDROMATIC 12 M2

POWER				
kW 11,9	91,1/96,1%	Ø cm 8	kg 147	cm A x B x C cm 50 x 55 x 104
kW 10,0				

MATERIALS:
 Steel: structure, stainless steel side
 Metal: painted sides
 Cast iron: grate, door, front elements, top

DESCRIPTION/CODE	€
STRUCTURE	
EGO HYDRO MATIC 12 R	7121012 3.850,00
CLADDING	
White metal_302	6921001 285,00
Dark metal_308	6921002 285,00
Silver metal_313	6921003 285,00
Bordeaux metal_304	6921004 285,00
ACCESSORIES SUPPLIED AS STANDARD	
A new control panel "Lift" that integrates the ordinary functionalities with those of the emergency panel	-
Temperature probe	-
Maestro smartphone new app	Free download -
DEDICATED ACCESSORIES	
Pellet level sensor	4018005 98,00
Pressure gauge	4018035 47,00
NTC probe Temperature probe Cable length 1500 mm	4012062 26,00
Thermostatic valve kit The valve is needed to prevent the return of cold water from the system to the boiler and therefore it avoids the danger of condensation. It is calibrated at 45 °C. In the price copper connecting pipes are included.	40A18011 238,00
Freestanding remote control Remote control with ambient thermostat and humidity sensor for room temperature control, always visible thanks to the e-ink display (optional).	4022002 228,00

PELLET STOVES > Hydro Maestro > STAR

	DESCRIPTION/CODE	€
STRUCTURE		
	STAR HYDRO MATIC 12 R	7121017 3.705,00
CLADDING		
	White ceramic_102	6921005 595,00
	Black ceramic_107	6921007 595,00
	Warm grey ceramic_113	6921008 595,00
ACCESSORIES SUPPLIED AS STANDARD		
	A new control panel "Lift" that integrates the ordinary functionalities with those of the emergency panel	-
	Temperature probe	-
	Maestro smartphone new app	Free download -
DEDICATED ACCESSORIES		
	Pellet level sensor	4018005 98,00
	Pressure gauge	4018035 47,00
	NTC probe Temperature probe Cable length 1500 mm	4012062 26,00
	Thermostatic valve kit The valve is needed to prevent the return of cold water from the system to the boiler and therefore it avoids the danger of condensation. It is calibrated at 45 °C. In the price copper connecting pipes are included.	40A18011 238,00
	Freestanding remote control Remote control with ambient thermostat and humidity sensor for room temperature control, always visible thanks to the e-ink display (optional).	4022002 228,00

White ceramic_102







Black ceramic_107











Warm grey ceramic_113

STAR HYDRO MATIC 12 R

Model: STAR HYDROMATIC 12 M2

POWER				
kW 11,9	91,1/96,1%	Ø cm 8	kg 147	cm 50 x 55 x 105

 kW 10,0





 Conto Termico 2.0

MATERIALS:
 Cast iron: brazier, combustion chamber, door, front diffuser
 Ceramic: sides, top, front panel

PELLET STOVES > Hydro Maestro > MUSA



White metal_302

Dark metal_308



Silver metal_313

Bordeaux metal_304

MUSA HYDRO MATIC 18 R

Model: MUSA HYDROMATIC 18 M2

POWER				
kW 17,7	94,8/95,9%	Ø cm 8	kg 197	cm 56 x 59 x 116



kW 12,7

--	--	--	--	--	--	--

MUSA HYDRO MATIC 24 R

Model: MUSA HYDROMATIC 24 M2

POWER				
kW 24,2	92,9/95,9%	Ø cm 8	kg 197	cm 56 x 59 x 116



kW 18,2

--	--	--	--	--	--	--



Conto Termico 2.0
BAFA/BEG

MATERIALS:
Steel: structure
Metal: painted sides
Cast iron: brazier, door, front elements, top, combustion chamber

	DESCRIPTION/CODE	€
STRUCTURE		
MUSA HYDRO MATIC 18 R	7121039	3.880,00
MUSA HYDRO MATIC 24 R	7121040	4.440,00
CLADDING		
White metal_302	6921026	410,00
Dark metal_308	6921027	410,00
Silver metal_313	6921028	410,00
Bordeaux metal_304	6921029	410,00
ACCESSORIES SUPPLIED AS STANDARD		
A new control panel "Lift" that integrates the ordinary functionalities with those of the emergency panel		-
Temperature probe		-
Maestro smartphone new app	Free download	-
DEDICATED ACCESSORIES		
Pellet level sensor	4018005	98,00
Pressure gauge	4018035	47,00
NTC probe Temperature probe Cable length 1500 mm	4012062	26,00
Thermostatic valve kit The valve is needed to prevent the return of cold water from the system to the boiler and therefore it avoids the danger of condensation. It is calibrated at 45 °C. In the price copper connecting pipes are included.	40A18011	238,00
Freestanding remote control Remote control with ambient thermostat and humidity sensor for room temperature control, always visible thanks to the e-ink display (optional).	4022002	228,00

PELLET STOVES > Hydro Maestro > CLUB



White ceramic_102



Matt Black ceramic_126

CLUB HYDRO MATIC 18 R

Model: CLUB HYDROMATIC 18 M2

POWER				
kW 17,7	94,8/95,9%	Ø cm 8	kg 190	cm 56 x 55,4 x 115,2



CLUB HYDRO MATIC 24 R

Model: CLUB HYDROMATIC 24 M2
Model: CLUB HYDROMATIC 24 ACS M2

POWER				
kW 24,2	92,9/95,9%	Ø cm 8	kg 190	cm 56 x 55,4 x 115,2



A++ **Conto Termico 2.0**
BAFA/BEG

MATERIALS:
Cast iron: brazier, combustion chamber, door, front diffuser
Ceramic: sides, top, front panel

STRUCTURE

DESCRIPTION/CODE	€
CLUB HYDRO MATIC 18 R	7121027 4.040,00
CLUB HYDRO MATIC 24 R	7121029 4.635,00

CLADDING CLUB

White ceramic_102	6921018	670,00
Matt Black ceramic_126	6921020	670,00
Sand ceramic_109	6921021	670,00

CLADDING CLUB ABSOLUTE

126_Matt Black + 308_Dark (1)	See photo on page 35	6922021	345,00
102_White + 308_Dark (2)	See photo on page 35	6922022	345,00
126_Matt Black + 302_White (3)	See photo on page 35	6922023	345,00

ACCESSORIES SUPPLIED AS STANDARD

A new control panel "Lift" that integrates the ordinary functionalities with those of the emergency panel			-
---	--	--	---

Temperature probe			-
--------------------------	--	--	---

Maestro smartphone new app	Free download		-
-----------------------------------	---------------	--	---

DEDICATED ACCESSORIES

Pellet level sensor	4018005	98,00
----------------------------	---------	--------------

Pressure gauge	4018035	47,00
-----------------------	---------	--------------

NTC probe Temperature probe Cable length 1500 mm	4012062	26,00
---	---------	--------------

Thermostatic valve kit The valve is needed to prevent the return of cold water from the system to the boiler and therefore it avoids the danger of condensation. It is calibrated at 45 °C. In the price copper connecting pipes are included.	40A18011	238,00
--	----------	---------------

Freestanding remote control Remote control with ambient thermostat and humidity sensor for room temperature control, always visible thanks to the e-ink display (optional).	4022002	228,00
---	---------	---------------

PELLET STOVES > Hydro Maestro > SUITE



Warm Grey ceramic_113



Bordeaux ceramic_105

SUITE HYDRO MATIC 18 R

Model: SUITE HYDROMATIC 18 M2

POWER				
kW 17,7	94,8/95,9%	Ø cm 8	kg 190	cm A x B x C 56 x 55,4 x 115,1



kW 12,7



SUITE HYDRO MATIC 24 R

Model: SUITE HYDROMATIC 24 M2
Model: SUITE HYDROMATIC 24 ACS M2

POWER				
kW 24,2	92,9/95,9%	Ø cm 8	kg 190	cm A x B x C 56 x 55,4 x 115,1



kW 18,2



A++

MATERIALS:
Cast iron: brazier, combustion chamber, door, front diffuser
Ceramic: sides, top, front panel

	DESCRIPTION/CODE	€
STRUCTURE		
	SUITE HYDRO MATIC 18 R	7121027 4.040,00
	SUITE HYDRO MATIC 24 R	7121029 4.635,00
CLADDING		
	Warm Grey ceramic_113	6921017 670,00
	Bordeaux ceramic_105	6921015 670,00
	Matt Black ceramic_126	6921016 670,00
	Salt and pepper ceramic_110	6921014 670,00
ACCESSORIES SUPPLIED AS STANDARD		
	A new control panel "Lift" that integrates the ordinary functionalities with those of the emergency panel	-
	Temperature probe	-
	Maestro smartphone new app	Free download -
DEDICATED ACCESSORIES		
	Pellet level sensor	4018005 98,00
	Pressure gauge	4018035 47,00
	NTC probe Temperature probe Cable length 1500 mm	4012062 26,00
	Thermostatic valve kit The valve is needed to prevent the return of cold water from the system to the boiler and therefore it avoids the danger of condensation. It is calibrated at 45 °C. In the price copper connecting pipes are included.	40A18011 238,00
	Freestanding remote control Remote control with ambient thermostat and humidity sensor for room temperature control, always visible thanks to the e-ink display (optional).	4022002 228,00



PELLET STOVES > Hydro Maestro > JAZZ



Black ceramic_107

Bordeaux ceramic_105



White ceramic_102

JAZZ HYDRO MATIC 30 R

Model: JAZZ HYDROMATIC 30 M1

POWER				
kW 28,5	93,4/94,4%	Ø cm 10	kg 292	cm 61 x 68,8 x 133,7

kW 27,1

A+

MATERIALS:
 Steel: structure
 Glass: door
 Cast iron: top, brazier
 Ceramic: front cladding
 Metal: painted sides






	DESCRIPTION/CODE	€
STRUCTURE		
JAZZ HYDRO MATIC 30 R	7122078	5.570,00
CLADDINGS		
Black ceramic_107	6918018	385,00
Bordeaux ceramic_105	6918019	385,00
White ceramic_102	6918020	385,00
ACCESSORIES SUPPLIED AS STANDARD		
A new control panel "Lift" that integrates the ordinary functionalities with those of the emergency panel		-
Temperature probe		-
Maestro smartphone new app	Free download	-
DEDICATED ACCESSORIES		
Pellet level sensor	4018005	98,00
Pressure gauge	4018035	47,00
NTC probe Temperature probe Cable length 1500 mm	4012062	26,00
Freestanding remote control Remote control with ambient thermostat and humidity sensor for room temperature control, always visible thanks to the e-ink display (optional).	4022002	228,00
Pipes and accessories for connection Ø 10 cm	Straight pellet pipe L 25 cm 40A11005 Straight pellet pipe L 50 cm 40A11006 Straight pellet pipe L 100 cm 40A11007 90° bend 40A11003 "T" joint 40A11004 45° bend 40A12018 90° bend that is easy to inspect 40A12019 Pipe clamp 40A12020 Rose 40A12021 Silicone gasket - Pack of 5 pieces 40A12022 Joint F/F - Ø 10/10 cm 4013009 Joint F/F - Ø 8/8 cm 4013010	36,00 41,00 52,00 67,00 78,00 52,00 72,00 31,00 21,00 21,00 41,00 36,00


PELLET STOVES > Hydro Maestro > AKI








	DESCRIPTION/CODE	€
STRUCTURE		
	AKI HYDRO MATIC 18 R	7121045 4.565,00
	AKI HYDRO MATIC 24 R	7121046 5.000,00
METAL CLADDINGS		
	White metal_302	6920026 275,00
	Dark metal_308	6920025 275,00
	Silver metal_313	6920027 275,00
CERAMIC CLADDINGS		
	White ceramic_102	6920028 530,00
	Bordeaux ceramic_105	6920029 530,00
	Sand ceramic_109	6920030 530,00
PIPES REQUIRED FOR INSTALLATION		
	Linear pipe Painted pipe 100 cm with silicone gasket for vertical smoke outlet installation.	L= 100 cm - ø cm 8 4022007 41,00
	90° Curve Painted curve with silicone gasket for rear smoke outlet installation.	Ø cm 8 4022008 36,00
ACCESSORIES SUPPLIED AS STANDARD		
	A new control panel "Lift" that integrates the ordinary functionalities with those of the emergency panel	-
	Temperature probe	-
	Maestro smartphone new app	Free download -
DEDICATED ACCESSORIES		
	Pellet level sensor	4018005 98,00
	Pressure gauge	4018035 47,00
	NTC probe Temperature probe Cable length 1500 mm	4012062 26,00
	Thermostatic valve kit The valve is needed to prevent the return of cold water from the system to the boiler and therefore it avoids the danger of condensation. It is calibrated at 45 °C. In the price copper connecting pipes are included.	40A18011 238,00
	Freestanding remote control Remote control with ambient thermostat and humidity sensor for room temperature control, always visible thanks to the e-ink display (optional).	4022002 228,00

AKI HYDRO MATIC 18 R

Model: AKI HYDROMATIC 18 M2






 **POWER**
kW 17,7
  94,8/95,9%
  Ø cm 8
  kg 190
  cm 87,2 x 40,7 x 110


 kW 12,7
















AKI HYDRO MATIC 24 R

Model: AKI HYDROMATIC 24 M2

 **POWER**
kW 24,2
  92,9/95,9%
  Ø cm 8
  kg 190
  cm 87,2 x 40,7 x 110

 kW 18,2





 Conto Termico 2.0
BAFA/BEG














MATERIALS:
 Steel: structure
 Metal: cladding. door, sides
 Ceramic: sides
 Cast iron: brazier
 Aluminium: Front diffuser



PAD



PELLET STOVES > Hydro Maestro > PAD

	DESCRIPTION/CODE	€
STRUCTURE		
	PAD HYDRO MATIC 18 R	7121030 4.360,00
	PAD HYDRO MATIC 24 R	7121031 4.925,00
CLADDING		
	Plain White ceramic_102	6921025 635,00
	Plain Black ceramic_107	6921024 635,00
	Line White ceramic_102	6921023 635,00
	Line Bordeaux ceramic_105	6921022 635,00
ACCESSORIES SUPPLIED AS STANDARD		
	A new control panel "Lift" that integrates the ordinary functionalities with those of the emergency panel	-
	Temperature probe	-
	Maestro smartphone new app	Free download -
DEDICATED ACCESSORIES		
	Pellet level sensor	4018005 98,00
	Pressure gauge	4018035 47,00
	NTC probe Temperature probe Cable length 1500 mm	4012062 26,00
	Thermostatic valve kit The valve is needed to prevent the return of cold water from the system to the boiler and therefore it avoids the danger of condensation. It is calibrated at 45 °C. In the price copper connecting pipes are included.	40A18011 238,00
	Freestanding remote control Remote control with ambient thermostat and humidity sensor for room temperature control, always visible thanks to the e-ink display (optional).	4022002 228,00

Plain White ceramic_102

Plain Black ceramic_107








Line White ceramic_102









Line Bordeaux ceramic_105

PAD HYDRO MATIC 18 R

Model: PAD PLAIN HYDROMATIC 18 M2
PAD LINE HYDROMATIC 18 M2





POWER				
kW 17,7	94,8/95,9%	Ø cm 8	kg 190	cm 59,3 x 61 x 120



kW 12,7









       

PAD HYDRO MATIC 24 R

Model: PAD PLAIN HYDROMATIC 24 M2
PAD LINE HYDROMATIC 24 M2

POWER				
kW 24,2	92,9/95,9%	Ø cm 8	kg 190	cm 59,3 x 61 x 120


kW 18,2

A++    Conto Termico 2.0
BAFA/BEG

MATERIALS:
Steel: structure
Glass: door
Ceramic: sides
Cast iron: top, front diffuser, base

PELLET STOVES_Hydro Easy

96 CLIO > Hydro

98 THEA > Hydro



PELLET STOVES > Hydro Easy > CLIO



White metal_302

Dark metal_308



Silver metal_313

Bordeaux metal_304

CLIO HYDRO 16 R

Model: CLIO HYDRO 16 S2

POWER				
kW 16,1 H ₂ O kW 12,9	93,7/96,7%	Ø cm 8	kg 195	cm A x B x C 50,2 x 50,5 x 112



CLIO HYDRO 23 R

Model: CLIO HYDRO 23 S2

POWER				
kW 22,4 H ₂ O kW 18	92/96,7%	Ø cm 8	kg 195	cm A x B x C 50,2 x 50,5 x 112



easy connect



Conto Termico 2.0

A++

Model: CLIO HYDRO 16 S2

A+

Model: CLIO HYDRO 23 S2

MATERIALS:
Steel: structure
Metal: painted sides
Cast iron: grate, door, front elements, top, combustion chamber

	DESCRIPTION/CODE	€
STRUCTURE		
	CLIO HYDRO 16 R	7122030 3.680,00
	CLIO HYDRO 23 R	7122031 3.920,00
CLADDINGS		
	White metal_302	6916043 180,00
	Dark metal_308	6916042 180,00
	Silver metal_313	6917014 180,00
	Bordeaux metal_304	6916044 180,00
ACCESSORIES SUPPLIED AS STANDARD		
	Temperature probe	-
DEDICATED ACCESSORIES		
	Kit Wi-Fi Easy Connect For remote connection via the app. To be installed on the back of the stove, self-powered. Compatible with a 2.4 GHz frequency Wi-Fi router.	4020003 78,00
	Pressure gauge	4018035 47,00
	NTC probe Temperature probe Cable length 1500 mm	4012062 26,00
	Auxiliary boiler connection module Manages any auxiliary gas or diesel boilers to guarantee user comfort (for example, in case of pellet depletion)	4012078 78,00

PELLET STOVES > Hydro Easy > THEA



White metal_302



Dark metal_308



Silver metal_313



Bordeaux metal_304

THEA HYDRO 16 R

Model: THEA HYDRO 16 S2

POWER				
kW 16,1 H ₂ O kW 12,9	93,7/96,7%	Ø cm 8	kg 195	cm A x B x C 89,4 x 41,4 x 110



THEA HYDRO 23 R

Model: THEA HYDRO 23 S2

POWER				
kW 22,4 H ₂ O kW 18	92/96,7%	Ø cm 8	kg 195	cm A x B x C 89,4 x 41,4 x 110



easy connect



Conto Termico 2.0

A++ Model: THEA HYDRO 16 S2

A+ Model: THEA HYDRO 23 S2

MATERIALS:
Steel: structure
Metal: cladding, door, sides

	DESCRIPTION/CODE	€
STRUCTURE		
THEA HYDRO 16 R	7122032	4.260,00
THEA HYDRO 23 R	7122033	4.495,00
CLADDINGS		
White metal_302	6920010	155,00
Dark metal_308	6920009	155,00
Silver metal_313	6920012	155,00
Bordeaux metal_304	6920011	155,00
ACCESSORIES SUPPLIED AS STANDARD		
Temperature probe		-
PIPES REQUIRED FOR INSTALLATION		
Linear pipe Painted pipe 100 cm with silicone gasket for vertical smoke outlet installation.	L= 100 cm - Ø cm 8 4022007	41,00
90° Curve Painted curve with silicone gasket for rear smoke outlet installation.	Ø cm 8 4022008	36,00
DEDICATED ACCESSORIES		
Kit Wi-Fi Easy Connect For remote connection via the app. To be installed on the back of the stove, self-powered. Compatible with a 2.4 GHz frequency Wi-Fi router.	4020003	78,00
Pressure gauge	4018035	47,00
NTC probe Temperature probe Cable length 1500 mm	4012062	26,00
Auxiliary boiler connection module Manages any auxiliary gas or diesel boilers to guarantee user comfort (for example, in case of pellet depletion)	4012078	78,00

THEA



PELLET STOVES_Hydro Easy

PELLET_Fireplaces and inserts

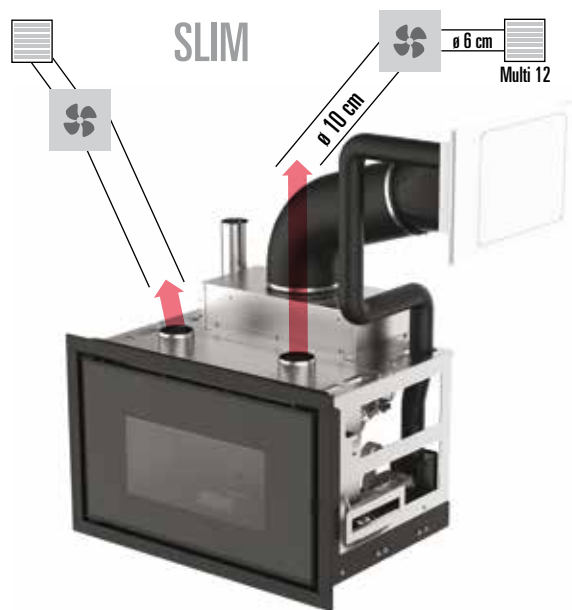
108 BOXTHERM > AIR

102 VIVO 90-9 > COMFORT AIR

104 VIVO 90-11 > COMFORT AIR

110 VIVO 90 > HYDRO

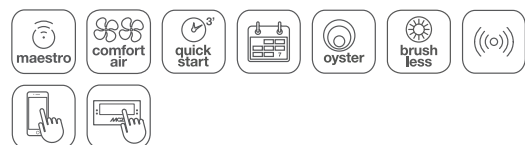
PELLET > GLASS-FRONTED FIREPLACES > VIVO



VIVO 90 C.AIR 9

Model: VIVO 90 COMFORT AIR 9 M1

POWER				
kW 8,9	92,4/95,7%	Ø cm 8	kg 120	cm A x B x C



MATERIALS:
Steel: structure
Cast iron: brazier, combustion chamber

VERSIONS

DESCRIPTION/CODE	€	
VIVO 90 C.AIR 9	5019001	4.000,00
SLIM Comfort Air® kit -2 x Multi 12 outlets -2 x ø 10 cm - L=1.5 m pipes -2 x ø 6 cm pipes -Motor inspection hatches -2 fan units -2 x ø 60 mm clamps -2 x ø 100 mm clamps	4012008	621,00
TOTAL		4.621,00

INTERFACES

Freestanding remote control with room thermostat Cm 5,4x6,5x19,5 H	4020006	114,00
Maestro built-in panel Cm 16,3x8,5	4021001	171,00
Maestro wall-mounted panel Cm 16,3x8,5	4021002	171,00

Maestro smartphone app	Free download	-
-------------------------------	---------------	---


STANDARD EQUIPMENT

Temperature probe featured as standard on the machine		-
Passe-partout frame 4 sides. "Blade" convection grille x1	99x6,1 cm	
Pellet feed pipe with door		

DEDICATED ACCESSORIES

Pellet level sensor	4018005	98,00	
Support Optional.	4014001	264,00	
FLIP ventilation outlet	White glass	4012017	264,00
FLOAT ventilation outlet	White glass and black frame	4012019	279,00
GHOST ventilation outlet	White glass Black glass	4012020 4012021	279,00 279,00
MINIMAL ventilation outlet	Metal can be painted	4017009	217,00
SOFT ventilation outlet	Ceramic	4017010	238,00
Comfort Air® accessories To build a Comfort Air® channelling system > PELLET_Accessories			

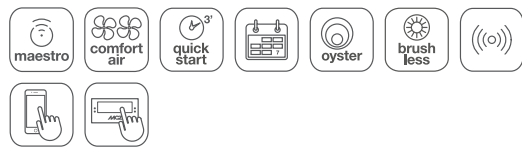
PELLET > GLASS-FRONTED FIREPLACES > VIVO



VIVO 90 C.AIR 9

Model: VIVO 90 COMFORT AIR 9 M1

POWER				
kW 8,9	92,4/95,7%	Ø cm 8	kg 120	cm A x B x C
				91,7 x 60,8 x 57,7



MATERIALS:
Steel: structure
Cast iron: brazier, combustion chamber

VERSIONS

DESCRIPTION/CODE	€
VIVO 90 C.AIR 9	5019001 4.000,00
BASIC Comfort Air® kit -2 x Multi 20 outlets -2 x Ø 10 cm - L=1.5 m pipes -2 fan units -4 clamps -2 brackets	4012007 383,00
TOTAL	4.383,00

INTERFACES

Freestanding remote control with room thermostat Cm 5,4x6,5x19,5 H	4020006	114,00
Maestro built-in panel Cm 16,3x8,5	4021001	171,00
Maestro wall-mounted panel Cm 16,3x8,5	4021002	171,00
Maestro smartphone app	Free download	-

STANDARD EQUIPMENT

Temperature probe featured as standard on the machine		-
Passe-partout frame 4 sides. "Blade" convection grille x1 Pellet feed pipe with door	99x6,1 cm	

DEDICATED ACCESSORIES

Pellet level sensor	4018005	98,00
Support Optional.	4014001	264,00
MONO 20 MONO-DIRECTIONAL AIR OUTLET WITH HUMIDIFIER	Without light 4008021 With light* 4008023	114,00 264,00
BI 20 BI-DIRECTIONAL AIR OUTLET	4008024	98,00
Comfort Air® accessories To build a Comfort Air® channelling system > PELLET_Accessories		

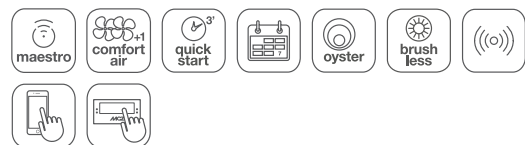
PELLET > GLASS-FRONTED FIREPLACES > VIVO

	DESCRIPTION/CODE	€
VERSIONS		
VIVO 90 C.AIR 11	5019002	4.480,00
SLIM Comfort Air® kit -2 x Multi 12 outlets -2 x ø 10 cm - L=1.5 m pipes -2 x ø 6 cm pipes -Motor inspection hatches -2 fan units -2 x ø 60 mm clamps -2 x ø 100 mm clamps	4012008	621,00
	TOTAL	5.101,00
INTERFACES		
Freestanding remote control with room thermostat Cm 5,4x6,5x19,5 H	4020006	114,00
Maestro built-in panel Cm 16,3x8,5	4021001	171,00
Maestro wall-mounted panel Cm 16,3x8,5	4021002	171,00
Maestro smartphone app	Free download	-
STANDARD EQUIPMENT		
Temperature probe featured as standard on the machine		-
Passe-partout frame 4 sides. "Blade" convection grille x1	99x6,1 cm	
Pellet feed pipe with door		
Upper hot air outlet nozzle	90x11 cm	
DEDICATED ACCESSORIES		
Pellet level sensor	4018005	98,00
Support Optional.	4014001	264,00
Ventilation outlet	See VIVO 90 Comfort Air 9 SLIM	
Comfort Air® accessories To build a Comfort Air® channelling system > PELLET_Accessories		

VIVO 90 C.AIR 11

Model: VIVO 90 COMFOR AIR 11 M1

POWER				
kW 10,9	90,7/95,7%	Ø cm 8	kg 140	cm A x B x C
				cm 91,7 x 60,8 x 57,7



MATERIALS:
 Steel: structure
 Cast iron: brazier, combustion chamber

PELLET > GLASS-FRONTED FIREPLACES > VIVO



VIVO 90 C.AIR 11

Model: VIVO 90 COMFOR AIR 11 M1

POWER				
kW 10,9	90,7/95,7%	Ø cm 8	kg 140	cm A x B x C

maestro	comfort air	quick start	oyster	brush less	

A+ Conto Termico 2.0

MATERIALS:
Steel: structure
Cast iron: brazier, combustion chamber

VERSIONS

DESCRIPTION/CODE	€
VIVO 90 C.AIR 11	5019002 4.480,00
BASIC Comfort Air® kit -2 x Multi 20 outlets -2 x ø 10 cm - L=1.5 m pipes -2 fan units -4 clamps -2 brackets	4012007 383,00
TOTAL	4.863,00

INTERFACES

Freestanding remote control with room thermostat Cm 5,4x6,5x19,5 H	4020006	114,00
Maestro built-in panel Cm 16,3x8,5	4021001	171,00
Maestro wall-mounted panel Cm 16,3x8,5	4021002	171,00
Maestro smartphone app	Free download	-

STANDARD EQUIPMENT

Temperature probe featured as standard on the machine		-
Passe-partout frame 4 sides. "Blade" convection grille x1	99x6,1 cm	
Pellet feed pipe with door		
Upper hot air outlet nozzle	90x11 cm	

DEDICATED ACCESSORIES

Pellet level sensor	4018005	98,00
Support Optional.	4014001	264,00
MONO 20 MONO-DIRECTIONAL AIR OUTLET WITH HUMIDIFIER	Without light 4008021 With light* 4008023	114,00 264,00
BI 20 BI-DIRECTIONAL AIR OUTLET	4008024	98,00
Comfort Air® accessories To build a Comfort Air® channelling system > PELLET_Accessories		






PELLET > INSERTS > BOXTHERM



BOXTHERM 60 AIR 6

Model: BOXTHERM 60 AIR 6 BASIC M1



kW 5,9 91/94,7% Ø cm 8 kg 80



cm 64 x 45 x 57,3 Internal dimensions cm 57,5 x 45 x 53



Conto Termico 2.0

MATERIALS:
Steel: structure
Cast iron: brazier, combustion chamber

		DESCRIPTION/CODE	€
VERSION			
	BOXTHERM 60 AIR 6	5019003	2.790,00
DEDICATED ACCESSORIES			
	Pellet level sensor	4018005	98,00
	Frame 4 sides black	BASIC 60 4019012	90,00
	Combustion air kit To withdraw combustion air from the outdoor environment.	4018008	120,00
	Support Optional.	4012009	238,00
	Feet kit Allows the inlet of cooling air from the front.	4018031	50,00
INTERFACES			
	Freestanding remote control with room thermostat Cm 5,4x6,5x19,5 H	4020006	114,00
	Maestro built-in panel Cm 16,3x8,5	4021001	171,00
	Maestro wall-mounted panel Cm 16,3x8,5	4021002	171,00
	Maestro smartphone app	Free download	-
STANDARD EQUIPMENT			
	Temperature probe featured as standard on the machine		-

PELLET > INSERTS > BOXTHERM

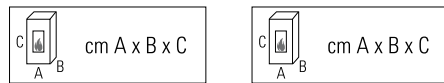


BOXTHERM 70 AIR 9

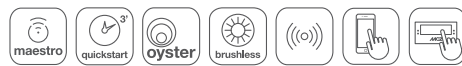
Model: BOXTHERM 70 AIR 9 BASIC M1



kW 8,8 90,6/94,1% Ø cm 8 kg 135



cm 75,4 x 55 x 57,3 Internal dimensions cm 68,9 x 55 x 53



Conto Termico 2.0

MATERIALS:
Steel: structure
Cast iron: brazier, combustion chamber

		DESCRIPTION/CODE	€
VERSION			
	BOXTHERM 70 AIR 9	5019004	3.065,00
DEDICATED ACCESSORIES			
	Pellet level sensor	4018005	98,00
	Frame 4 sides black	BASIC 70 4019013	90,00
	Combustion air kit To withdraw combustion air from the outdoor environment.	4018007	120,00
	Support Optional.	4012009	238,00
	Feet kit Allows the inlet of cooling air from the front.	4018031	50,00
INTERFACES			
	Freestanding remote control with room thermostat Cm 5,4x6,5x19,5 H	4020006	114,00
	Maestro built-in panel Cm 16,3x8,5	4021001	171,00
	Maestro wall-mounted panel Cm 16,3x8,5	4021002	171,00
	Maestro smartphone app	Free download	-
STANDARD EQUIPMENT			
	Temperature probe featured as standard on the machine		-

VIVO 90 HYDRO



PELLET > HYDRO GLASS-FRONTED FIREPLACES > VIVO



VIVO 90 HYDRO 16

Model: VIVO 90 HYDRO 16 M1

POWER				
kW 18	94,2/95,9%	Ø cm 10	kg 190	cm A x B x C 91,8 x 62 x 73,4



kW 13

--	--	--	--	--	--

VIVO 90 HYDRO 24

Model: VIVO 90 HYDRO 24 M1

POWER				
kW 24,7	93,3/95,9%	Ø cm 10	kg 190	cm A x B x C 91,8 x 62 x 73,4



kW 19

--	--	--	--	--	--

				Conto Termico 2.0 BAFA/BEG
--	--	--	--	-------------------------------

MATERIALS:
Steel: structure
Cast iron: brazier
Metal: combustion chamber

	DESCRIPTION/CODE	€
STRUCTURE		
	VIVO 90 HYDRO 16	5020003 4.565,00
	VIVO 90 HYDRO 24	5020004 4.805,00
INTERFACES		
	Freestanding remote control with room thermostat Cm 5,4x6,5x19,5 H	4020006 114,00
	Maestro built-in panel Cm 16,3x8,5	4021001 171,00
	Maestro wall-mounted panel Cm 16,3x8,5	4021002 171,00
	Maestro smartphone app	Free download -
STANDARD EQUIPMENT		
	Temperature probe featured as standard on the machine	-
	Pellet feed pipe with door	-
DEDICATED ACCESSORIES		
	Pellet level sensor	4018005 98,00
	Pressure gauge	4018035 47,00
	NTC probe Temperature probe Cable length 1500 mm	4012062 26,00
	Support Optional.	4014001 264,00

PELLET_Fireplaces and inserts

WOOD_Fireplaces and inserts

- 114 PLASMA 115 WOOD > Natural/Comfort Air
- 114 PLASMA 95 WOOD > Natural/Comfort Air
- 115 PLASMA 85 WOOD > Natural/Comfort Air
- 115 PLASMA 75 WOOD > Natural/Comfort Air
- 118 PLASMA 75 DX/SX WOOD > Natural/Comfort Air
- 118 PLASMA 95 DX/SX WOOD > Natural/Comfort Air
- 119 PLASMA 115B WOOD > Natural/Comfort Air
- 119 PLASMA B95 WOOD > Natural/Comfort Air
- 122 PLASMA T50 WOOD > Natural/Comfort Air
- 122 PLASMA 95T WOOD > Natural/Comfort Air
- 125 VIVO 90Q WOOD > Natural/Comfort Air
- 125 VIVO 70Q WOOD > Natural/Comfort Air
- 127 QBOX 60 WOOD > Air
- 127 QBOX 70 WOOD > Air
- 126 QBOX 80 WOOD > Air
- 126 QBOX 100 WOOD > Air

WOOD > GLASS-FRONTED FIREPLACES > PLASMA



PLASMA 115 WOOD

POWER				
kW 14,1	80,1%	Ø cm 20	kg 384	cm 128 x 54 x 140,6



New high-performing and efficient combustion in accordance with the strictest regulations governing emissions. Automatic primary, post-combustion and glass cleaning air calibration system "Easy Going". New more ergonomic and precise opening system with option of opening for cleaning at 90° (without handle) or 45° with a handle. The "Easy Switch" system offers the option of using either the handle or a hand, prioritising ergonomics or very clean aesthetics, respectively.

VERSION		DESCRIPTION/CODE		€
	Black metal_303	PLASMA 115 WOOD	5017001	4.035,00
DEDICATED ACCESSORIES				
	Passe-partout Painted black steel_303. It can be used as a minimal frame in the case of plasterboard cladding.		620217	326,00
	Spacer Painted black steel_303 should be used to fill the gap between the glass-fronted fireplace and non-MCZ artisan fireplace.		4008073	129,00
	Additional weights kit Additional weights to allow the natural descent and closing of the door pursuant to Bauart A1 standard.		4017004	88,00
	45° curve in stainless steel	Ø mm 150	4017005	98,00
	Flexible pipe to channel air	Ø mm 150 - 1,5 m	4017007	98,00
	Supplementary handle for Plasma	Optional	4019016	52,00
	Chimney handling kit 1 rubber 4 revolving wheels 4 threaded pipes for transport		4017008	414,00
	Comfort Air Kit Available in Slim and Basic. The hood kit should be completed by choosing 2 hot air outlets. > WOOD_Accessories	Slim Basic VF Basic VN	4011012 4008038N 4008036	818,00 559,00 150,00



PLASMA 95 WOOD

POWER				
kW 13,3	80,1%	Ø cm 20	kg 344	cm 105,6 x 54 x 140,6



New high-performing and efficient combustion in accordance with the strictest regulations governing emissions. Automatic primary, post-combustion and glass cleaning air calibration system "Easy Going". New more ergonomic and precise opening system with option of opening for cleaning at 90° (without handle) or 45° with a handle. The "Easy Switch" system offers the option of using either the handle or a hand, prioritising ergonomics or very clean aesthetics, respectively.

VERSION		DESCRIPTION/CODE		€
	Black metal_303	PLASMA 95 WOOD	5017005	3.550,00
DEDICATED ACCESSORIES				
	Passe-partout Painted black steel_303. It can be used as a minimal frame in the case of plasterboard cladding.		620216	311,00
	Spacer Painted black steel_303 should be used to fill the gap between the glass-fronted fireplace and non-MCZ artisan fireplace.		4008072	114,00
	Additional weights kit Additional weights to allow the natural descent and closing of the door pursuant to Bauart A1 standard.		4017004	88,00
	45° curve in stainless steel	Ø mm 150	4017005	98,00
	Flexible pipe to channel air	Ø mm 150 - 1,5 m	4017007	98,00
	Supplementary handle for Plasma	Optional	4019016	52,00
	Chimney handling kit 1 rubber 4 revolving wheels 4 threaded pipes for transport		4017008	414,00
	Comfort Air Kit Available in Slim and Basic. The hood kit should be completed by choosing 2 hot air outlets. > WOOD_Accessories	Slim Basic VF Basic VN	4011012 4008038N 4008036	818,00 559,00 150,00

WOOD > GLASS-FRONTED FIREPLACES > PLASMA



PLASMA 85 WOOD

POWER					cm A x B x C
kW 13,3	80,1%	Ø cm 20	kg 328	cm 95,6 x 54 x 156,6	



New high-performing and efficient combustion in accordance with the strictest regulations governing emissions. Automatic primary, post-combustion and glass cleaning air calibration system "Easy Going". New more ergonomic and precise opening system with option of opening for cleaning at 90° (without handle) or 45° with a handle. The "Easy Switch" system offers the option of using either the handle or a hand, prioritising ergonomics or very clean aesthetics, respectively.

VERSION		DESCRIPTION/CODE		€
	Black metal_303	PLASMA 85 WOOD	5017010	3.550,00
DEDICATED ACCESSORIES				
	Passe-partout Painted black steel_303. It can be used as a minimal frame in the case of plasterboard cladding.		4017013	311,00
	Spacer Painted black steel_303 should be used to fill the gap between the glass-fronted fireplace and non-MCZ artisan fireplace.		4017012	119,00
	Additional weights kit Additional weights to allow the natural descent and closing of the door pursuant to Bauart A1 standard.		4017004	88,00
	45° curve in stainless steel	Ø mm 150	4017005	98,00
	Flexible pipe to channel air	Ø mm 150 - 1,5 m	4017007	98,00
	Supplementary handle for Plasma	Optional	4019016	52,00
	Chimney handling kit 1 rubber 4 revolving wheels 4 threaded pipes for transport		4017008	414,00
	Comfort Air Kit Available in Slim and Basic. The hood kit should be completed by choosing 2 hot air outlets. > WOOD_Accessories	Slim Basic VF Basic VN	4011012 4008038N 4008036	818,00 559,00 150,00



PLASMA 75 WOOD

POWER					cm A x B x C
kW 12,5	80,3%	Ø cm 20	kg 312	cm 84,6 x 54 x 156,6	



New high-performing and efficient combustion in accordance with the strictest regulations governing emissions. Automatic primary, post-combustion and glass cleaning air calibration system "Easy Going". New more ergonomic and precise opening system with option of opening for cleaning at 90° (without handle) or 45° with a handle. The "Easy Switch" system offers the option of using either the handle or a hand, prioritising ergonomics or very clean aesthetics, respectively.

VERSION		DESCRIPTION/CODE		€
	Black metal_303	PLASMA 75 WOOD	5017012	3.360,00
DEDICATED ACCESSORIES				
	Passe-partout Painted black steel_303. It can be used as a minimal frame in the case of plasterboard cladding.		6217004	300,00
	Spacer Painted black steel_303 should be used to fill the gap between the glass-fronted fireplace and non-MCZ artisan fireplace.		4017021	104,00
	Additional weights kit Additional weights to allow the natural descent and closing of the door pursuant to Bauart A1 standard.		4017004	88,00
	45° curve in stainless steel	Ø mm 150	4017005	98,00
	Flexible pipe to channel air	Ø mm 150 - 1,5 m	4017007	98,00
	Supplementary handle for Plasma	Optional	4019016	52,00
	Chimney handling kit 1 rubber 4 revolving wheels 4 threaded pipes for transport		4017008	414,00
	Comfort Air Kit Available in Slim and Basic. The hood kit should be completed by choosing 2 hot air outlets. > WOOD_Accessories	Slim Basic VF Basic VN	4011012 4008038N 4008036	818,00 559,00 150,00





WOOD > GLASS-FRONTED FIREPLACES > PLASMA



PLASMA 95 DX/SX WOOD

POWER				
kW 14,8	80,8%	Ø cm 20	kg 370	cm A x B x C

Model: PLASMA 95 DX WOOD
PLASMA 95 SX WOOD

comfort air, natural, easy switch, easy going, ECODESIGN 2022, A+

New high-performing and efficient combustion in accordance with the strictest regulations governing emissions. Automatic primary, post-combustion and glass cleaning air calibration system "Easy Going". New more ergonomic and precise opening system. The "Easy Switch" system offers the option of using either the handle or a hand, prioritising ergonomics or very clean aesthetics, respectively.

VERSION		DESCRIPTION/CODE		€
	Black metal_303	PLASMA 95DX WOOD	5018006	4.660,00
	Black metal_303	PLASMA 95SX WOOD	5018011	4.660,00
DEDICATED ACCESSORIES				
	Passe-partout Painted black steel_303. It can be used as a minimal frame in the case of plasterboard cladding.	RH (DX) LH (SX)	4018019 4018020	300,00 300,00
	Spacer Painted black steel_303 should be used to fill the gap between the glass-fronted fireplace and non-MCZ artisan fireplace.	RH (DX) LH (SX)	4018021 4018022	114,00 114,00
	Additional weights kit Additional weights to allow the natural descent and closing of the door pursuant to Bauart A1 standard.		4018023	88,00
	45° curve in stainless steel	Ø mm 150	4017005	98,00
	Flexible pipe to channel air	Ø mm 150 - 1,5 m	4017007	98,00
	Supplementary handle for Plasma	Optional	4019016	52,00
	Chimney handling kit 1 rubber 4 revolving wheels 4 threaded pipes for transport		4017008	414,00
	Comfort Air Kit > WOOD_Accessories	Slim Basic VF Basic VN	4011012 4008038N 4008036	818,00 559,00 150,00



PLASMA 75 DX/SX WOOD

POWER				
kW 15,5	80,1%	Ø cm 20	kg 330	cm A x B x C

Model: PLASMA 75 DX WOOD
PLASMA 75 SX WOOD

comfort air, natural, easy switch, easy going, ECODESIGN 2022, A

New high-performing and efficient combustion in accordance with the strictest regulations governing emissions. Automatic primary, post-combustion and glass cleaning air calibration system "Easy Going". New more ergonomic and precise opening system. The "Easy Switch" system offers the option of using either the handle or a hand, prioritising ergonomics or very clean aesthetics, respectively.

VERSION		DESCRIPTION/CODE		€
	Black metal_303	PLASMA 75DX WOOD	5018005	4.295,00
	Black metal_303	PLASMA 75SX WOOD	5018010	4.295,00
DEDICATED ACCESSORIES				
	Passe-partout Painted black steel_303. It can be used as a minimal frame in the case of plasterboard cladding.	RH (DX) LH (SX)	4018014 4018015	300,00 300,00
	Spacer Painted black steel_303 should be used to fill the gap between the glass-fronted fireplace and non-MCZ artisan fireplace.	RH (DX) LH (SX)	4018016 4018017	114,00 114,00
	Additional weights kit Additional weights to allow the natural descent and closing of the door pursuant to Bauart A1 standard.		4018018	88,00
	45° curve in stainless steel	Ø mm 150	4017005	98,00
	Flexible pipe to channel air	Ø mm 150 - 1,5 m	4017007	98,00
	Supplementary handle for Plasma	Optional	4019016	52,00
	Chimney handling kit 1 rubber 4 revolving wheels 4 threaded pipes for transport		4017008	414,00
	Comfort Air Kit > WOOD_Accessories	Slim Basic VF Basic VN	4011012 4008038N 4008036	818,00 559,00 150,00

WOOD > GLASS-FRONTED FIREPLACES > PLASMA



PLASMA 115B WOOD

POWER					cm A x B x C
kW 12,6	77,6%	Ø cm 20	kg 334	cm 128 x 59,4 x 140,6	



New high-performing and efficient combustion in accordance with the strictest regulations governing emissions. Automatic primary, post-combustion and glass cleaning air calibration system "Easy Going". New more ergonomic and precise opening system with option of opening for cleaning at 90° (without handle) or 45° with a handle. The "Easy Switch" system offers the option of using either the handle or a hand, prioritising ergonomics or very clean aesthetics, respectively.

VERSION		DESCRIPTION/CODE		€
	Black metal_303	PLASMA 115B WOOD	5017003	4.690,00
DEDICATED ACCESSORIES				
	Passe-partout Painted black steel_303. It can be used as a minimal frame in the case of plasterboard cladding.		620217	326,00
	Spacer Painted black steel_303 should be used to fill the gap between the glass-fronted fireplace and non-MCZ artisan fireplace.		4008073	129,00
	Additional weights kit Additional weights to allow the natural descent and closing of the door pursuant to Bauart A1 standard.		4017004	88,00
	45° curve in stainless steel	Ø mm 150	4017005	98,00
	Flexible pipe to channel air	Ø mm 150 - 1,5 m	4017007	98,00
	Supplementary handle for Plasma	Optional	4019016	52,00
	Chimney handling kit 1 rubber 4 revolving wheels 4 threaded pipes for transport		4017008	414,00
	Comfort Air Kit Available in Slim and Basic. The hood kit should be completed by choosing 2 hot air outlets. > WOOD_Accessories	Slim Basic VF Basic VN	4011012 4008038N 4008036	818,00 559,00 150,00



PLASMA B95 WOOD

POWER					cm A x B x C
kW 18,6	77,2%	Ø cm 20	kg 298	cm 105,6 x 59,4 x 140,6	



New high-performing and efficient combustion in accordance with the strictest regulations governing emissions. Automatic primary, post-combustion and glass cleaning air calibration system "Easy Going". New more ergonomic and precise opening system with option of opening for cleaning at 90° (without handle) or 45° with a handle. The "Easy Switch" system offers the option of using either the handle or a hand, prioritising ergonomics or very clean aesthetics, respectively.

VERSION		DESCRIPTION/CODE		€
	Black metal_303	PLASMA B95 WOOD	5020005	4.075,00
DEDICATED ACCESSORIES				
	Passe-partout Painted black steel_303. It can be used as a minimal frame in the case of plasterboard cladding.		620216	311,00
	Spacer Painted black steel_303 should be used to fill the gap between the glass-fronted fireplace and non-MCZ artisan fireplace.		4008072	114,00
	Additional weights kit Additional weights to allow the natural descent and closing of the door pursuant to Bauart A1 standard.		4017004	88,00
	45° curve in stainless steel	Ø mm 150	4017005	98,00
	Flexible pipe to channel air	Ø mm 150 - 1,5 m	4017007	98,00
	Supplementary handle for Plasma	Optional	4019016	52,00
	Chimney handling kit 1 rubber 4 revolving wheels 4 threaded pipes for transport		4017008	414,00
	Comfort Air Kit Available in Slim and Basic. The hood kit should be completed by choosing 2 hot air outlets. > WOOD_Accessories	Slim Basic VF Basic VN	4011012 4008038N 4008036	818,00 559,00 150,00

PLASMA 95 DX Wood





WOOD > GLASS-FRONTED FIREPLACES > PLASMA



PLASMA 95T WOOD

POWER				
kW 13,2	80,2%	Ø cm 20	kg 373	cm A x B x C



New high-performing and efficient combustion in accordance with the strictest regulations governing emissions. Automatic primary, post-combustion and glass cleaning air calibration system "Easy Going". New more ergonomic and precise opening system. The "Easy Switch" system offers the option of using either the handle or a hand, prioritising ergonomics or very clean aesthetics, respectively.

VERSION		DESCRIPTION/CODE	€
	Black metal_303	PLASMA 95T WOOD 5018008	4.815,00
DEDICATED ACCESSORIES			
	Passe-partout Painted black steel_303. It can be used as a minimal frame in the case of plasterboard cladding.	4018012	300,00
	Spacer Painted black steel_303 should be used to fill the gap between the glass-fronted fireplace and non-MCZ artisan fireplace.	4018013	114,00
	Additional weights kit Additional weights to allow the natural descent and closing of the door pursuant to Bauart A1 standard.	4018024	88,00
	45° curve in stainless steel	Ø mm 150 4017005	98,00
	Flexible pipe to channel air	Ø mm 150 - 1,5 m 4017007	98,00
	Supplementary handle for Plasma	Optional 4019016	52,00
	Chimney handling kit 1 rubber 4 revolving wheels 4 threaded pipes for transport	4017008	414,00
	Comfort Air Kit Available in Slim and Basic. The hood kit should be completed by choosing 2 hot air outlets. > WOOD_Accessories	Slim 4011012 Basic VF 4008038N Basic VN 4008036	818,00 559,00 150,00



PLASMA T50 WOOD

POWER				
kW 18,2	77,6%	Ø cm 20	kg 360	cm A x B x C



New high-performing and efficient combustion in accordance with the strictest regulations governing emissions. Automatic primary, post-combustion and glass cleaning air calibration system "Easy Going". New more ergonomic and precise opening system. The "Easy Switch" system offers the option of using either the handle or a hand, prioritising ergonomics or very clean aesthetics, respectively.

VERSION		DESCRIPTION/CODE	€
	Black metal_303	PLASMA T50 WOOD 5019014	4.890,00
DEDICATED ACCESSORIES			
	Passe-partout Painted black steel_303. It can be used as a minimal frame in the case of plasterboard cladding.	4018010	300,00
	Spacer Painted black steel_303 should be used to fill the gap between the glass-fronted fireplace and non-MCZ artisan fireplace.	4018011	114,00
	Additional weights kit Additional weights to allow the natural descent and closing of the door pursuant to Bauart A1 standard.	4018025	88,00
	45° curve in stainless steel	Ø mm 150 4017005	98,00
	Flexible pipe to channel air	Ø mm 150 - 1,5 m 4017007	98,00
	Supplementary handle for Plasma	Optional 4019016	52,00
	Chimney handling kit 1 rubber 4 revolving wheels 4 threaded pipes for transport	4017008	414,00
	Comfort Air Kit Available in Slim and Basic. The hood kit should be completed by choosing 2 hot air outlets. > WOOD_Accessories	Slim 4011012 Basic VF 4008038N Basic VN 4008036	818,00 559,00 150,00



VIVO 90 Q Wood



WOOD > GLASS-FRONTED FIREPLACES > VIVO Q



VIVO 90Q WOOD

Model: VIVO 90Q WOOD

POWER					cm A x B x C
kW 11,6	85,1%	Ø cm 20	kg 135	cm 88,7 x 45 x 54,7	



MATERIALS:
Steel: structure
Alutec®: combustion chamber

VERSION

	VIVO 90Q WOOD	5020002	2.010,00
--	---------------	---------	-----------------

DEDICATED ACCESSORIES

	Four sided frame 50 mm steel frame (optional).	6309021	238,00
--	--	---------	---------------

	Comfort Air Kit Available in Slim and Basic. The hood kit should be completed by choosing 2 hot air outlets. > WOOD_Accessories	Slim	4011012	818,00
		Basic VF	4008038N	559,00
		Basic VN	4008036	150,00



VIVO 70Q WOOD

Model: VIVO 70Q WOOD

POWER					cm A x B x C
kW 11,6	85,1%	Ø cm 20	kg 125	cm 71,7 x 45 x 62,2	



MATERIALS:
Steel: structure
Alutec®: combustion chamber

VERSION

	VIVO 70Q WOOD	5020001	1.850,00
--	---------------	---------	-----------------

DEDICATED ACCESSORIES

	Four sided frame 50 mm steel frame (optional).	6309020	238,00
--	--	---------	---------------

	Comfort Air Kit Available in Slim and Basic. The hood kit should be completed by choosing 2 hot air outlets. > WOOD_Accessories	Slim	4011012	818,00
		Basic VF	4008038N	559,00
		Basic VN	4008036	150,00


WOOD > INSERTS > QBOX WOOD



VERSION

VERSION	DESCRIPTION/CODE	€
QBOX 100 WOOD	5023008	3.180,00

DEDICATED ACCESSORIES





 Four sided frame 25 mm steel frame (optional).	4023011	150,00
--	---------	--------

 Three sided frame 45 mm steel frame (optional).	4023010	130,00
---	---------	--------

IMPORTANT: QBOX 100 WOOD is fitted with standard ventilation kit, not compatible with the Comfort Air Basic and Slim kits.

QBOX 100 WOOD

Model: QBOX 100 WOOD

POWER					cm A x B x C
kW 11,8	85,2%	Ø cm 20	kg 150	cm 98 x 46 x 59	



MATERIALS:
Steel: structure
Alutec®: combustion chamber



VERSION

QBOX 80 WOOD	5023010	2.490,00
--------------	---------	----------

DEDICATED ACCESSORIES





 Four sided frame 25 mm steel frame (optional).	4023007	145,00
--	---------	--------

 Three sided frame 45 mm steel frame (optional).	4023006	120,00
---	---------	--------

IMPORTANT: QBOX 80 WOOD is fitted with standard ventilation kit, not compatible with the Comfort Air Basic and Slim kits.

QBOX 80 WOOD TOP CHOICE

Model: QBOX 80 WOOD

POWER					cm A x B x C
kW 9,5	85,1%	Ø cm 15	kg 132	cm 78 x 46 x 59	



MATERIALS:
Steel: structure
Alutec®: combustion chamber

WOOD > INSERTS > QBOX WOOD



QBOX 70 WOOD TOP CHOICE

Model: QBOX 70 WOOD

POWER					cm A x B x C
kW 8,8	85,3%	Ø cm 15	kg 120	cm 69 x 41 x 55	



MATERIALS:
Steel: structure
Alutec®: combustion chamber

VERSION

QBOX 70 WOOD	5023005	2.260,00
--------------	---------	-----------------

DEDICATED ACCESSORIES

Four sided frame 25 mm steel frame (optional).	4023005	140,00
Three sided frame 45 mm steel frame (optional).	4023004	115,00

IMPORTANT: QBOX 70 WOOD is fitted with standard ventilation kit, not compatible with the Comfort Air Basic and Slim kits.



QBOX 60 WOOD

Model: QBOX 60 WOOD

POWER					cm A x B x C
kW 6,6	85,1%	Ø cm 15	kg 89	cm 59 x 41 x 49	



MATERIALS:
Steel: structure
Alutec®: combustion chamber

VERSION

QBOX 60 WOOD	5023006	1.970,00
--------------	---------	-----------------

DEDICATED ACCESSORIES

Four sided frame 25 mm steel frame (optional).	4023009	135,00
Three sided frame 45 mm steel frame (optional).	4023008	110,00







IMPORTANT: QBOX 60 WOOD is fitted with standard ventilation kit, not compatible with the Comfort Air Basic and Slim kits.

PELLET_Accessories

130 GENERAL ACCESSORIES

133 COMFORT AIR STOVES ACCESSORIES

PELLET > GENERAL ACCESSORIES

		VERSIONS AVAILABLE/CODE		€
	LINEAR PIPE			
	Painted pipe, 25/50/100 cm, with silicone gasket.	L= 25 cm - ø cm 8	4022005	26,00
		L= 50 cm - ø cm 8	4022006	31,00
		L= 100 cm - ø cm 8	4022007	41,00
	90° CURVE			
	Painted curve with silicone gasket.	ø cm 8	4022008	36,00
	90° CURVE WITH INSPECTION HOLE			
	Painted curve with silicone gasket.	ø cm 8	4022010	41,00
	90° CURVE GASKETS WITH HOLE INSPECTION			
	5 pc. package		4012022	21,00
	45° CURVE			
	Painted curve with silicone gasket.	ø cm 8	4022009	36,00
	T-UNION			
	Condensate/ash collection painted tee union with inspection cap and silicone gasket.	ø cm 8	4022004	47,00

PELLET > GENERAL ACCESSORIES

		VERSIONS AVAILABLE/CODE	€
	FEMALE-FEMALE TEE FITTING Painted tee union with silicone gasket.	ø cm 8 4022012	41,00
	DRAUGHT ADJUSTOR Pipe with silicone gasket fitted with device to adjust excessive draught.	ø cm 8 4010002	305,00
	WALL COUPLING Painted wall coupling with silicone gasket.	ø cm 8 4022011	26,00
	F/F-UNION Painted pipe with silicone gaskets.	ø cm 8/8 4013010 ø cm 10/10 4013009	36,00 41,00
	WINDPROOF CAP Stainless steel windproof cap for wall discharge.	ø cm 8 40160156	21,00
	WALL FLANGE Painted wall flange.	ø cm 8 40160466	16,00

PELLET > GENERAL ACCESSORIES

		DESCRIPTION/CODE	€
	PIPE CLIP Pipe support clip for wall fastening.	ø cm 8 40120968	16,00
			
	SILICONE GASKET for 8 cm pellet stove pipes.	5-pack. 40120969	21,00
			
	FLOOR PROTECTION Available in charcoal painted metal and in tempered glass (photo) Standard version: 90x100 cm (width x depth) Slim pellet stove version: 95x57 cm (width x depth) Sheet thickness: 2 mm Glass thickness: 6 mm	Standard version - metal 40140139 Standard version - glass 40170147 Slim version - metal 4011051 Slim version - glass 4011050	129,00 176,00 114,00 155,00
			
	TOUCH-UP PAINT Water-based silicone spray paint Check on the unit for the code to use.	Black - 400 ml 4017011 Black touch-up color for C16 powder paints 400 ml 4020012	31,00 52,00
			
	CLEANING KIT AND STOVE MAINTENANCE CASE Contains: - Hexagonal wrench - Set of brushes and paintbrushes (3 pieces) - Complete set of inner gaskets and fire door (5 kits) - Glass cleaning spray - Bolts and screws and washer - High temperature silicone - Manual	4009023	238,00
			
	MAINTENANCE CASE GASKETS REFILL KIT Complete set of inner gaskets and fire door (5 kits)	4012027	140,00
			













PELLET > COMFORT AIR STOVES > ACCESSORIES

		VERSIONS AVAILABLE/CODE	€
	<p>FLIP HOT AIR OUTLET Silk screen printed glass flipping air outlet to direct the flow of hot air. Metal support. Complete with two lamps and air humidifier.</p>	White - cm 21,6x24,6 4012017	264,00
	<p>FLOAT HOT AIR OUTLET Silk screen printed glass air outlet and curved metal frame. Complete with two lamps and air humidifier.</p>	Black/white (as in photo) 4012019 Cm 22x27,3	279,00
	<p>GHOST HOT AIR OUTLET Silk screen printed glass flipping air outlet. Brushed steel support. Complete with one lamp and air humidifier.</p>	White glass - cm 22,5x22,5 4012020 Black glass - cm 22,5x22,5 4012021	279,00 279,00
	<p>MINIMAL HOT AIR OUTLET Backlit metal air vent, can be painted like back wall. Complete with two lamps.</p>	Cm 21,5x21,5 4017009	217,00
	<p>SOFT HOT AIR OUTLET Backlit ceramic air vent. Complete with two lamps.</p>	Cm 25x25 4017010	238,00
	<p>MULTI 12 HOT AIR OUTLET Kit contents: One (1) 120x120 mm multi-directional hot air outlet One (1) frame One (1) Ø 60 flange One (1) Ø 60 plug Four (4) screws One (1) clamp</p>	Cm 12x12 4009010	36,00

PELLET > COMFORT AIR STOVES > ACCESSORIES

		VERSIONS AVAILABLE/CODE	€
	<p>Ø 60 mm STRAIGHT UNION Ducting connection union. Kit contents: One (1) Ø 60 straight union Two (2) clamps</p>	4009008	10,00
	<p>Ø 60 mm "Y" UNION Union to divert the flow of hot air in 2 ducts. Kit contents: One (1) Y union Three (3) clamps</p>	4009009	21,00
	<p>Ø 60 mm 90° CURVE Kit contents: One (1) 90° union Three (2) clamps</p>	4009011	16,00
	<p>FLEX PIPE Ø 60 L = 8 m</p>	4009017	52,00
	<p>FLEX PIPE Ø 60 L = 1.5 m</p>	4009003	26,00
	<p>INSULATED FLEX PIPE Ø 60 mm interior/110 mm exterior L= 3 m</p>	4013005	47,00

PELLET > COMFORT AIR STOVES > ACCESSORIES

		VERSIONS AVAILABLE/CODE	€
	FLEXIBLE PIPE ø 100 mm - L=1.5 m ø 100 mm insulated - L=10 m insulated	40160049 4008049	21,00 181,00
			
	Ø 60 mm DUCTING KIT Complete kit for ducting air up to 1.5 m. Kit contents: One (1) 90° union One (1) flex pipe L = 1.5 m Four (4) clamps One (1) Ø 60 fan/pipe union Choose the hot air outlets to complete the kit	4011044	98,00
	> EGO, STAR, CLUB, SUITE, MUSA 1.0 > TOBA - PHILO 		
	Ø 60 mm FAN/PIPE UNION Union for ducting with Ø 60 mm pipe. Kit contents: One (1) Ø 60 fan/pipe union Two (2) screws One (1) clamp	4009007	26,00
	> EGO, STAR, CLUB, SUITE, MUSA 1.0 > TOBA - PHILO 		
	Ø 60 mm STRAIGHT UNION - 150 mm Ducting connection union. To be purchased in combination with code 4009008	4015013	26,00
	> EGO, STAR, CLUB, SUITE, MUSA 2.0 > KLIN - TILDA - AIKE - STREAM 		
	Ø 80 mm FAN/PIPE UNION Union for ducting with Ø 80 mm pipe. Kit contents: One (1) Ø 80 fan/pipe union Two (2) screws One (1) clamp	4009013	26,00
	> EGO, STAR, CLUB, SUITE, MUSA 1.0 > TOBA - PHILO 		
	Ø 60/80 mm PIPE ADAPTER	4014008	21,00
			

WOOD_Accessories

148 GENERAL ACCESSORIES

138 COMFORT AIR SLIM

142 COMFORT AIR BASIC

WOOD > COMFORT AIR SLIM freely positionable motor (forced ventilation)

VERSIONS AVAILABLE/CODE

€



SLIM FV VENTILATION KIT

Ventilation kit for standard connection with hot air outlets positioned in the hood or remotely and motor positioned freely between the glass-fronted fireplace and the hot air outlet. The hood kit should be completed by choosing 2 hot air outlets.

Complete kit 4011012 **818,00**

THE KIT INCLUDES:

FAN

Complete with housing and inspection hatch (x2)



REMOTE CONTROL

Complete with electronic control unit (x1)



FLEXIBLE PIPE

Ø 100 mm - L=1.5 m (x2)



FLEXIBLE PIPE

Ø 60 mm - L=1.5 m (x2)



FLANGE Ø 100

Ø 100 mm (x2)



CLAMPS

(x8)



FLIP VENTILATION OUTLET

Complete with two lamps and air humidifier.

White glass/1 pc. 4012017 **264,00**



FLOAT VENTILATION OUTLET

Complete with two lamps and air humidifier.

White glass/black frame/1 pc. 4012019 **279,00**



GHOST VENTILATION OUTLET

Complete with one lamp and air humidifier.

White/1 pc. 4012020 **279,00**
Black/1 pc. 4012021 **279,00**



MINIMAL VENTILATION OUTLET

Backlit metal air vent, can be painted like back wall.

4017009 **217,00**



SOFT VENTILATION OUTLET

Backlit ceramic air vent.

4017010 **238,00**













MULTI 12 VENTILATION OUTLET







1 pc. 4009010 **36,00**



WOOD > COMFORT AIR SLIM > ACCESSORIES

		VERSIONS AVAILABLE/CODE		€
	FLIP VENTILATION OUTLET Silk screen printed glass flipping air outlet to direct the flow of hot air. Metal support. Complete with two lamps and air humidifier.	White glass	4012017	264,00
	FLOAT VENTILATION OUTLET Silk screen printed glass air outlet and curved metal frame. Complete with two lamps and air humidifier.	White glass and black frame	4012019	279,00
	GHOST VENTILATION OUTLET Silk screen printed glass flipping air outlet. Brushed steel support. Complete with one lamp and air humidifier.	White glass Black glass	4012020 4012021	279,00 279,00
	MINIMAL VENTILATION OUTLET Backlit metal air vent, can be painted like back wall.		4017009	217,00
	SOFT VENTILATION OUTLET Backlit ceramic air vent.		4017010	238,00
	MULTI 12 VENTILATION OUTLET	1 pc.	4009010	36,00
	REMOTE CONTROL Complete with electronic control unit.	1 pc.	4011006	217,00
	FAN Complete with housing and inspection hatch.	1 pc.	4011008	264,00
	FLEXIBLE PIPE Ø 100 mm - L=1.5 m Ø 100 mm insulated - L=10 m	1 pc. 1 pc.	40160049 4008049	21,00 181,00
	FLEXIBLE PIPE Ø 60 mm - L=3 m insulated Ø 60 mm - L=1.5 m	1 pc. 1 pc.	4013005 4009003	47,00 26,00
	FLANGE Ø 100 Ø 100 mm	1 pc.	4008047	16,00

WOOD > COMFORT AIR SLIM > ACCESSORIES

		VERSIONS AVAILABLE/CODE	€
	FLANGE Ø 60 Ø 60 mm	1 pc. 4011011	10,00
	Ø 60 STRAIGHT UNION Ø 60 mm	1 pc. 4009008	10,00
	PIPE CLAMPS Ø 60/170 mm	1 pc. 4008043	10,00
	BLADE VENTILATION OUTLET Metal air outlet 99x6,1 cm Metal air outlet 60x6,7 cm	White 4020009 White 4012066	47,00 26,00
	LINE VENTILATION OUTLET Metal air outlet 99x7,3 cm	White 4020010	83,00
	BIG VENTILATION OUTLET Metal air outlet 51,6x18,5 cm	White 4011018	52,00

GHOST



FLOAT



FLIP










MINIMAL













SOFT











WOOD > COMFORT AIR BASIC > motor placed behind the outlets (natural ventilation)

		VERSIONS AVAILABLE/CODE	€
 VN HOOD KIT (natural ventilation)			
<p>Ventilation kit for standard connection with outlets positioned in the hood above the fireplace. The kit is completed by choosing 2 outlets (mono, bi or multidirectional).</p>		Complete kit	4008036 150,00
<p>THE KIT INCLUDES:</p> <p>VN DUCT FRAME (x2)</p>			
			
<p>FLEXIBLE PIPE ø 150 mm - L=1.5 m (x2)</p>			
			
<p>FLANGE ø 150 mm (x2)</p>			
			
<p>PIPE CLAMP ø 60-170 mm (x4)</p>			
			
<p>FASTENING BRACKET ASSEMBLY (x2)</p>			
			
<p>MONO 20 > MONO-DIRECTIONAL AIR OUTLET WITH HUMIDIFIER *The mono-directional air outlet with light code 4008023 must be installed on duct frame code 4008046</p>		Without light With light*	4008021 114,00 4008023 264,00
			
<p>BI 20 > BI-DIRECTIONAL AIR OUTLET</p>			4008024 98,00
			
<p>MULTI 20 > MULTI-DIRECTIONAL AIR OUTLET</p>			4008025 36,00
			

WOOD > COMFORT AIR BASIC > motor placed behind the outlets (forced ventilation)

		VERSIONS AVAILABLE/CODE	€
 FV HOOD KIT (forced ventilation)			
Ventilation kit for standard connection with outlets positioned in the hood above the fireplace. The kit is completed by choosing 2 outlets (mono, bi or multidirectional).		Complete kit	4008038N 559,00
THE KIT INCLUDES:			
	FAN ASSEMBLY (x2)		
	CONTROL UNIT Complete with probe and power supply cable (x1)		
	FLEXIBLE PIPE ø 100 mm - L=1.5 m (x2)		
	FLANGE ø 100 mm (x2)		
	PIPE CLAMP Ø 60/170 mm (x4)		
	FASTENING BRACKET ASSEMBLY (x2)		
<hr/> MONO 20 > MONO-DIRECTIONAL AIR OUTLET WITH HUMIDIFIER		Without light With light	4008021 114,00 4008023 264,00
	BI 20 > BI-DIRECTIONAL AIR OUTLET		4008024 98,00
	MULTI 20 > MULTI-DIRECTIONAL AIR OUTLET		4008025 36,00
			

WOOD > COMFORT AIR BASIC > INDIVIDUAL ACCESSORIES (natural ventilation)

		VERSIONS AVAILABLE/CODE	€
<p>WHEN TO USE THE INDIVIDUAL NV and FV ACCESSORIES. The 2 hood kits described in the previous two pages accommodate standard connections with air outlets located in the hood, above the glass-fronted fireplace. For other types of solutions, the use of the individual NV and FV accessories described on these two pages is required.</p>			
	<p>MONO 20 > MONO-DIRECTIONAL AIR OUTLET WITH HUMIDIFIER Warning: the mono-direc. air outlet with light code 4008023 must be installed on duct frame code 4008046 (as can be seen in the photo)</p>	Without light 4008021 With light 4008023	114,00 264,00
	<p>BI 20 > BI-DIRECTIONAL AIR OUTLET Warning: the air outlet must be installed on duct frame code 4008044 (as can be seen in the photo)</p>	4008024	98,00
	<p>MULTI 20 > MULTI-DIRECTIONAL AIR OUTLET Warning: the air outlet must be installed on duct frame code 4008044 (as can be seen in the photo)</p>	4008025	36,00
	<p>VN DUCT FRAME + BRACKET</p>	4008044	52,00
	<p>NV DUCT FRAME WITH LIGHT + BRACKET</p>	4008046	114,00
	<p>FLEXIBLE PIPE ø 150 mm - L=1.5 m</p>	40160051	26,00
	<p>FLANGE ø 150 mm for NV</p>	40120167	10,00
	<p>PIPE CLAMP ø 60-170 mm</p>	4008043	10,00
	<p>BASIC > VENTILATION GRILLE</p>	99x5,2 cm 4008040	31,00
	<p>BASIC FILTER > FILTERED AIR OUTLET</p>	53,5x16,5 cm 4008039	114,00

WOOD > COMFORT AIR BASIC > INDIVIDUAL ACCESSORIES (forced ventilation)

		VERSIONS AVAILABLE/CODE		€
	MONO 20 > MONO-DIRECTIONAL AIR OUTLET WITH HUMIDIFIER	Without light With light	4008021 4008023	114,00 264,00
	BI 20 > BI-DIRECTIONAL AIR OUTLET		4008024	98,00
	MULTI 20 > MULTI-DIRECTIONAL AIR OUTLET		4008025	36,00
	FAN ASSEMBLY + BRACKET		4008050	186,00
	CONTROL UNIT Complete with probe and power supply cable - can control up to 2 motors.		4008026N	145,00
	FLEXIBLE PIPE	ø 100 mm - L=1.5 m ø 100 mm insulated - L=10 m insulated	40160049 4008049	21,00 181,00
	FLANGE ø 100 mm for FV		4008047	16,00
	PIPE CLAMP ø 60-170 mm		4008043	10,00
	RECESSED BOX		4008051	67,00
	BASIC > VENTILATION GRILLE	99x5,2 cm	4008040	31,00
	BASIC FILTER > FILTERED AIR OUTLET	53,5x16,5 cm	4008039	114,00

WOOD > COMFORT AIR BASIC > EXAMPLE

		VERSIONS AVAILABLE/CODE	PZ.
<p>WHEN TO USE THE SINGLE ACCESSORIES - EXAMPLE</p> <p>The two hood kits accommodate standard connections with air outlets located above the glass-fronted fireplace. For other types of solutions, the use of NV and FV individual accessories is required.</p> <p>For example, to duct air to a distance of 6 m, with two forced ventilation air outlets, the following accessories are required:</p>			
	<p>MONO/BI/MULTI-DIRECTIONAL AIR OUTLET</p> <p>As desired.</p>	<p>4008021 4008023 4008024 4008025</p>	2
	<p>FAN ASSEMBLY + BRACKET</p>	<p>4008050</p>	2
	<p>CONTROL UNIT</p> <p>Complete with probe and power supply cable - can control up to 2 motors.</p>	<p>4008026N</p>	1
	<p>FLEXIBLE PIPE</p>	<p>ø 100 mm - L=1.5 m 40160049 ø 100 mm insulated - L=10 m insulated 4008049</p>	2
	<p>FLANGE</p> <p>ø 100 mm for FV</p>	<p>4008047</p>	2
	<p>PIPE CLAMP</p> <p>ø 60-170 mm</p>	<p>4008043</p>	4
<p>IT IS ALSO POSSIBLE TO ADD:</p>			
	<p>RECESSED BOX</p> <p>Contains and protects the fan when it is to be recessed in a stone or brick wall.</p>	<p>4008051</p>	
	<p>BASIC > VENTILATION GRILLE</p> <p>For convection hot air inlet/outlet, instead of normal grilles.</p>	<p>99x5,2 cm 4008040</p>	
	<p>BASIC FILTER > FILTERED AIR OUTLET</p> <p>Allows filtering and purification of the inlet air.</p>	<p>53,5x16,5 cm 4008039</p>	



WOOD > GENERAL ACCESSORIES

		VERSIONS AVAILABLE/CODE		€
	HOT AIR OUTLET KIT One (1) adjustable nozzle, ø 15 cm 20x20 cm One (1) flexible aluminium pipe, ø 15 cm, L = 150 cm One (1) connection flange, ø 15 cm Two (2) clamps	White nozzle	40160067	83,00
		Brass coated nozzle	40160072	104,00
>PLASMA >FORMA >VIVO				
	DUAL HOT AIR OUTLET KIT WITH LARGE NOZZLE One (1) large nozzle with unions ø 15 cm - 50x20 cm Two (2) flexible aluminium pipes, ø 15 cm, L = 150 cm Four (4) clamps Two (2) flange unions ø 15 cm	White nozzle	40160073	160,00
	>PLASMA >FORMA >VIVO			
	SQUARE NOZZLE WITH CAP AND UNION Ø 15 cm cm 20x20	White nozzle	40160007	72,00
	>PLASMA >FORMA >VIVO			
	ADJUSTABLE HOOD VENTILATION OUTLET WITH CAP cm 25x10	White nozzle	40160001	72,00
		Brass coated nozzle	40160002	72,00
>PLASMA >FORMA >BOXTHERM				
	EXTRA-FLEXIBLE ALUMINIUM AIR SUCTION PIPE 10 m - Maximum operating temperature 140 °C.	Ø cm 15	40160441	119,00
		Ø cm 10	40160440	93,00
>PLASMA >FORMA >VIVO >BOXTHERM				
	FLEXIBLE ALUMINIUM PIPE FOR HOT AIR DUCTING 1.5 m	Ø cm 15	40160051	26,00
	>PLASMA >FORMA			

WOOD > GENERAL ACCESSORIES

		VERSIONS AVAILABLE/CODE	€
	FLANGE For connecting pipes to the glass-fronted fireplace.	Ø cm 10 40120165 Ø cm 15* 40120167	10,00 10,00
	>PLASMA >FORMA >BOXTHERM		
	CERAMIC FIBRE MAT Pack containing 8.92 m ² of ceramic fibre mat	Roll width 0.60 m. 40180129	176,00
	>PLASMA >FORMA >VIVO >BOXTHERM		
	STIFF INSULATION PANEL 100x61 cm, thickness 2.5 cm.	40180039	124,00
	>PLASMA >FORMA >VIVO >BOXTHERM		
	TOUCH-UP PAINT Water-based silicone spray paint - 400 ml	Black 4017011 Black touch-up color for C16 powder paints 400 ml 4020012	31,00 52,00
	>PLASMA >FORMA >VIVO >BOXTHERM		
	GLASS SPRAY CLEANER Product for cleaning glass-fronted fireplace and stove glass surfaces. Contents 0.75 l. per bottle Pack of 12 bottles.	Minimum pack 12 pcs. 40180012	192,00
	>PLASMA >FORMA >VIVO >BOXTHERM		